



# Certificate of Analysis

Laboratory Sample ID: TE40801002-004



**Production Method:** Cured  
**Batch#:** 0802GR7GB  
**Harvest Date:** 08/02/24  
**Sample Size Received:** 26.72 gram  
**Total Amount:** 7 gram  
**Retail Product Size:** 17.6 gram  
**Retail Serving Size:** 17.6 gram  
**Servings:** 1  
**Ordered:** 08/01/24  
**Sampled:** 08/01/24  
**Sample Collection Time:** 08:00 AM  
**Completed:** 08/03/24  
**Revision Date:** 08/20/24

Aug 20, 2024 | TRU Infusion/Natures Wonder

License # 000000035DCCB00049778

3030 N 30th Avenue  
 Phoenix, AZ, 85017, US



**PASSED**

Pages 1 of 6

**SAFETY RESULTS**



Pesticides  
**PASSED**



Heavy Metals  
**PASSED**



Microbials  
**PASSED**



Mycotoxins  
**PASSED**



Residuals Solvents  
 NOT TESTED



Filtration  
 NOT TESTED



Water Activity  
 NOT TESTED



Moisture  
 NOT TESTED

**MISC.**



Terpenes  
**TESTED**

**Cannabinoid** **PASSED**



Total THC  
**36.4111%**



Total CBD  
**ND**



Total Cannabinoids  
**42.5013%**

	D9-THC	THCA	CBD	CBDA	CBG	CBGA	CBN	D8-THC	THCV	CBDV	CBC
%	0.3155	41.1581	ND	ND	0.1075	0.9202	ND	ND	ND	ND	ND
mg/g	3.155	411.581	ND	ND	1.075	9.202	ND	ND	ND	ND	ND
LOD	0.0120	0.0100	0.0060	0.0060	0.0090	0.0050	0.0100	0.0070	0.0050	0.0080	0.0060
	%	%	%	%	%	%	%	%	%	%	%

Analyzed by: 312, 272, 331      Weight: 0.199g      Extraction date: 08/01/24 17:46:41      Extracted by: 409.312

Analysis Method : SOP.T.30.500, SOP.T.30.031, SOP.T.40.031  
 Analytical Batch : TE005390POT  
 Instrument Used : TE-004 "Duke Leto" (Flower)      Reviewed On : 08/03/24 20:13:49  
 Analyzed Date : 08/01/24 16:59:18      Batch Date : 08/01/24 14:22:45

Dilution : 400  
 Reagent : N/A  
 Consumables : N/A  
 Pipette : N/A

Full spectrum cannabinoid analysis utilizing High Performance Liquid Chromatography with Photo Diode Array detector (HPLC-PDA) for analysis. (Methods: SOP.T.30.500 for sample homogenization, SOP.T.30.031 for sample prep, SOP.T.40.031 for analysis on Shimadzu LC-20X0 series HPLCs). Potency results for cannabis flower products are reported on an "as received" basis, without moisture correction.

This Kaycha Labs Certification shall not be reproduced, unless in its entirety, without written approval from Kaycha Labs. The results relate only to the material or product analyzed. ND=Not Detected, ppm=Parts Per Million, ppb=Parts Per Billion, RSD=Relative Standard Deviation. Limit of Detection (LOD) and Limit of Quantitation (LOQ) are terms used to describe the smallest concentration that can be detected and reliably measured by an analytical procedure, respectively. Action Levels are State-determined thresholds based on the action limits published in Table 3.1 of 9 A.A.C. 17 and 9 A.A.C. 18. The Measurement of Uncertainty (MU) error is available from the lab upon request. The "Decision Rule" for pass/fail does not include the MU. Any calculated totals may contain rounding errors. Testing results were obtained according to requirements stated in QMS.100.010.AZ Quality Manual.

**Ariel Gonzales**  
 Lab Director  
 State License #  
 00000024LCMD66604568  
 ISO 17025 Accreditation # 97164



Signature  
 08/03/24

Revision: #1 - Add Source Batch and Dist Chain



# Certificate of Analysis

**PASSED**

TRU Infusion/Natures Wonder

Sample : TE40801002-004

3030 N 30th Avenue  
Phoenix, AZ, 85017, US  
Telephone: (602) 828-1616  
Email: chris@truinfusion.com  
License # : 000000035DCC800049778

Batch# : 0802GR7GB  
Sampled : 08/01/24  
Ordered : 08/01/24  
Sample Size Received : 26.72 gram  
Total Amount : 7 gram  
Completed : 08/03/24 Expires: 08/20/25  
Sample Method : SOP Client Method

Page 2 of 6

Terpenes				TESTED					
Terpenes	LOD (%)	mg/g	%	Result (%)	Terpenes	LOD (%)	mg/g	%	Result (%)
TOTAL TERPENES		18.620	1.8620		SABINENE		ND	ND	
BETA-MYRCENE		8.742	0.8742		SABINENE HYDRATE		ND	ND	
BETA-CARYOPHYLLENE		3.345	0.3345		TERPINOLENE		ND	ND	
LINALOOL		1.470	0.1470		VALENCENE		ND	ND	
OCIMENE		1.366	0.1366		ALPHA-CEDRENE		ND	ND	
TRANS-NEROLIDOL		0.957	0.0957		ALPHA-PINENE		<0.020	<0.0020	
ALPHA-HUMULENE		0.826	0.0826		CIS-NEROLIDOL		ND	ND	
LIMONENE		0.482	0.0482		GAMMA-TERPINEOL		ND	ND	
ALPHA-BISABOLOL		0.424	0.0424						
CARYOPHYLLENE OXIDE		0.305	0.0305		Analyzed by: 409, 39, 272, 331 Weight: 0.2485g Extraction date: 08/01/24 17:48:35 Extracted by: 409				
EUCALYPTOL		0.194	0.0194		Analysis Method : SOP.T.30.500, SOP.T.30.064, SOP.T.40.064 Analytical Batch : TE005388TER Instrument Used : TE-096 "MS - Terpenes 1", TE-097 "AS - Terpenes 1", TE-093 "GC - Terpenes 1" Analyzed Date : 08/02/24 15:21:15 Reviewed On : 08/03/24 20:13:03 Batch Date : 08/01/24 13:49:06				
ALPHA-TERPINEOL		0.136	0.0136		Dilution : N/A				
CAMPHENE		0.117	0.0117		Reagent : 101723.22; 111122.01				
BETA-PINENE		0.087	0.0087		Consumables : 947.155; H109203-1; 04304030; 8000031463; 12651-323CE-321E; 1; GD23001; 17315771				
BORNEOL		0.044	0.0044		Pipette : N/A				
ALPHA-TERPINENE		0.036	0.0036		Terpenes screening is performed using GC-MS which can detect below single digit ppm concentrations. (Methods: SOP.T.30.500 for sample homogenization, SOP.T.30.064 for sample prep, and SOP.T.40.064 for analysis via ThermoScientific 1310-series GC equipped with an AI 1310-series liquid injection autosampler and detection carried out by ISQ 7000-series mass spectrometer). Terpene results are reported on a wt/wt% basis. Testing result is for informational purposes only and cannot be used to satisfy dispensary testing requirements in R9-17-317.01(A) or labeling requirements in R9-18-310 - 03.				
FENCHYL ALCOHOL		0.035	0.0035						
GAMMA-TERPINENE		0.030	0.0030						
ALPHA-PHELLANDRENE		0.024	0.0024						
3-CARENE		ND	ND						
CAMPHOR		ND	ND						
CEDROL		ND	ND						
FENCHONE		ND	ND						
GERANIOL		ND	ND						
GERANYL ACETATE		ND	ND						
GUAIOL		ND	ND						
ISOBORNEOL		ND	ND						
ISOPULEGOL		ND	ND						
MENTHOL		ND	ND						
NEROL		ND	ND						
PULEGONE		ND	ND						
<b>Total (%)</b>			<b>1.8620</b>						

This Kaycha Labs Certification shall not be reproduced, unless in its entirety, without written approval from Kaycha Labs. The results relate only to the material or product analyzed. ND=Not Detected, ppm=Parts Per Million, ppb=Parts Per Billion, RSD=Relative Standard Deviation. Limit of Detection (LOD) and Limit Of Quantitation (LOQ) are terms used to describe the smallest concentration that can be detected and reliably measured by an analytical procedure, respectively. Action Levels are State-determined thresholds based on the action limits published in Table 3.1 of 9 A.A.C. 17 and 9 A.A.C. 18. The Measurement of Uncertainty (MU) error is available from the lab upon request. The "Decision Rule" for pass/fail does not include the MU. Any calculated totals may contain rounding errors. Testing results were obtained according to requirements stated in QMS.100.010.AZ Quality Manual.

**Ariel Gonzales**  
Lab Director  
State License # 00000024LCMD66604568  
ISO 17025 Accreditation # 97164

Signature  
08/03/24

Revision: #1 - Add Source Batch and Dist Chain



# Certificate of Analysis

**PASSED**

TRU Infusion/Natures Wonder

Sample : TE40801002-004

3030 N 30th Avenue  
Phoenix, AZ, 85017, US  
Telephone: (602) 828-1616  
Email: chris@truinfusion.com  
License # : 000000035DCC800049778

Batch# : 0802GR7GB  
Sampled : 08/01/24  
Ordered : 08/01/24  
Sample Size Received : 26.72 gram  
Total Amount : 7 gram  
Completed : 08/03/24 Expires: 08/20/25  
Sample Method : SOP Client Method

Page 3 of 6



## Pesticides

PASSED

Pesticide	LOD	Units	Action Level	Pass/Fail	Result	Pesticide	LOD	Units	Action Level	Pass/Fail	Result
AVERMECTINS (ABAMECTIN B1A)	0.0170	ppm	0.5	PASS	ND	TOTAL SPINOSAD	0.0060	ppm	0.2	PASS	ND
ACEPHATE	0.0100	ppm	0.4	PASS	ND	SPIROMESIFEN	0.0080	ppm	0.2	PASS	ND
ACETAMIPRID	0.0050	ppm	0.2	PASS	ND	SPIROTETRAMAT	0.0060	ppm	0.2	PASS	ND
ALDICARB	0.0140	ppm	0.4	PASS	ND	SPIROXAMINE	0.0040	ppm	0.4	PASS	ND
AZOXYSTROBIN	0.0050	ppm	0.2	PASS	ND	TEBUCONAZOLE	0.0040	ppm	0.4	PASS	ND
BIFENAZATE	0.0060	ppm	0.2	PASS	ND	THIACLOPRID	0.0060	ppm	0.2	PASS	ND
BIFENTHRIN	0.0050	ppm	0.2	PASS	ND	THIAMETHOXAM	0.0060	ppm	0.2	PASS	ND
BOSCALID	0.0050	ppm	0.4	PASS	ND	TRIFLOXYSTROBIN	0.0060	ppm	0.2	PASS	ND
CARBARYL	0.0080	ppm	0.2	PASS	ND	CHLORFENAPYR *	0.0270	ppm	1	PASS	ND
CARBOFURAN	0.0050	ppm	0.2	PASS	ND	CYFLUTHRIN *	0.0150	ppm	1	PASS	ND
CHLORANTRANILIPROLE	0.0110	ppm	0.2	PASS	ND	<b>Analyzed by:</b> 152, 272, 331 <b>Weight:</b> 0.5016g <b>Extraction date:</b> 08/01/24 16:13:46 <b>Extracted by:</b> 410 <b>Analysis Method :</b> SOP.T.30.500, SOP.T.30.104.AZ, SOP.T.40.104.AZ <b>Analytical Batch :</b> TE005393PES <b>Instrument Used :</b> TE-118 "MS/MS Pest/Myco 1", TE-261 "UHPLC - Pest/Myco 2" <b>Analyzed Date :</b> 08/01/24 18:50:41 <b>Reviewed On :</b> 08/02/24 15:13:27 <b>Batch Date :</b> 08/01/24 15:00:52					
CHLORPYRIFOS	0.0050	ppm	0.2	PASS	ND	<b>Dilution :</b> 25 <b>Reagent :</b> 072924.R02; 071724.R17; 072924.R01; 071824.R04; 072524.R13; 061224.R01; 061224.R23; 071824.R11; 041823.06 <b>Consumables :</b> 947.155; 8000038072; 111423CH01; 220318-306-D; 1008645998; GD23001; 426220-JC <b>Pipette :</b> TE-060 SN:20C35457 (20-200uL); TE-108 SN:20B18337 (100-1000uL)					
CLOFENTZINE	0.0100	ppm	0.2	PASS	ND	<b>Analyzed by:</b> 152, 272, 331 <b>Weight:</b> 0.5016g <b>Extraction date:</b> 08/01/24 16:13:46 <b>Extracted by:</b> 410 <b>Analysis Method :</b> SOP.T.30.500, SOP.T.30.104.AZ, SOP.T.40.154.AZ <b>Analytical Batch :</b> TE005396VOL <b>Instrument Used :</b> TE-118 "MS/MS Pest/Myco 1", TE-261 "UHPLC - Pest/Myco 2" <b>Analyzed Date :</b> 08/01/24 18:52:30 <b>Reviewed On :</b> 08/02/24 15:15:34 <b>Batch Date :</b> 08/01/24 18:52:09					
CYPERMETHRIN	0.1000	ppm	1	PASS	ND	<b>Dilution :</b> 25 <b>Reagent :</b> 072924.R02; 071724.R17; 072924.R01; 071824.R04; 072524.R13; 061224.R01; 061224.R23; 071824.R11; 041823.06 <b>Consumables :</b> 947.155; 8000038072; 111423CH01; 220318-306-D; 1008645998; GD23001; 426220-JC <b>Pipette :</b> TE-060 SN:20C35457 (20-200uL); TE-108 SN:20B18337 (100-1000uL)					
ETHOPROPHOS	0.0040	ppm	0.2	PASS	ND	<b>Supplemental pesticide screening using GC-MS/MS to quantitatively screen for Chlorfenapyr, Cyfluthrin, Cypermethrin, and Diazinon; as well as the qualitative confirmation of Dichlorvos, Permethrins, Piperonyl Butoxide, Prallethrin, Propiconazole, Pyrethrins, and Tebucanazole which are all quantitatively screened using LC-MS/MS. (Methods: SOP.T.30.500 for sample homogenization, SOP.T.30.104.AZ for sample prep, and SOP.T.40.154.AZ for analysis using a ThermoScientific 1310-series GC equipped with a TriPlus RSH autosampler and detected on a TSQ 9000-series mass spectrometer).</b>					
ETOFENPROX	0.0060	ppm	0.4	PASS	ND						
ETOXAZOLE	0.0040	ppm	0.2	PASS	ND						
FENOXICARB	0.0050	ppm	0.2	PASS	ND						
FENPYROXIMATE	0.0040	ppm	0.4	PASS	ND						
FIPRONIL	0.0060	ppm	0.4	PASS	ND						
FLONICAMID	0.0090	ppm	1	PASS	ND						
FLUDIOXONIL	0.0060	ppm	0.4	PASS	ND						
HEXTHIAZOX	0.0050	ppm	1	PASS	ND						
IMAZALIL	0.0110	ppm	0.2	PASS	ND						
IMIDACLOPRID	0.0080	ppm	0.4	PASS	ND						
KRESOXIM-METHYL	0.0070	ppm	0.4	PASS	ND						
MALATHION	0.0070	ppm	0.2	PASS	ND						
METALAXYL	0.0040	ppm	0.2	PASS	ND						
METHIOCARB	0.0040	ppm	0.2	PASS	ND						
METHOMYL	0.0050	ppm	0.4	PASS	ND						
MYCLOBUTANIL	0.0100	ppm	0.2	PASS	ND						
NALED	0.0070	ppm	0.5	PASS	ND						
OXAMYL	0.0080	ppm	1	PASS	ND						
PACLOBUTRAZOL	0.0050	ppm	0.4	PASS	ND						
TOTAL PERMETHRINS	0.0030	ppm	0.2	PASS	ND						
PHOSMET	0.0100	ppm	0.2	PASS	ND						
PIPERONYL BUTOXIDE	0.0050	ppm	2	PASS	ND						
PRALLETHRIN	0.0130	ppm	0.2	PASS	ND						
PROPICONAZOLE	0.0050	ppm	0.4	PASS	ND						
PROPOXUR	0.0050	ppm	0.2	PASS	ND						
TOTAL PYRETHRINS	0.0010	ppm	1	PASS	ND						
PYRIDABEN	0.0040	ppm	0.2	PASS	ND						

This Kaycha Labs Certification shall not be reproduced, unless in its entirety, without written approval from Kaycha Labs. The results relate only to the material or product analyzed. ND=Not Detected, ppm=Parts Per Million, ppb=Parts Per Billion, RSD=Relative Standard Deviation. Limit of Detection (LOD) and Limit Of Quantitation (LOQ) are terms used to describe the smallest concentration that can be detected and reliably measured by an analytical procedure, respectively. Action Levels are State-determined thresholds based on the action limits published in Table 3.1 of 9 A.A.C. 17 and 9 A.A.C. 18. The Measurement of Uncertainty (MU) error is available from the lab upon request. The "Decision Rule" for pass/fail does not include the MU. Any calculated totals may contain rounding errors. Testing results were obtained according to requirements stated in QMS.100.010.AZ Quality Manual.

**Ariel Gonzales**  
Lab Director  
State License # 00000024LCMD66604568  
ISO 17025 Accreditation # 97164



Signature  
08/03/24

Revision: #1 - Add Source Batch and Dist Chain



# Certificate of Analysis

**PASSED**



TRU Infusion/Natures Wonder

3030 N 30th Avenue  
Phoenix, AZ, 85017, US  
Telephone: (602) 828-1616  
Email: chris@truinfusion.com  
License #: 000000035DCC800049778


Sample : TE40801002-004

Batch#: 0802GR7GB  
Sampled : 08/01/24  
Ordered : 08/01/24  
Sample Size Received : 26.72 gram  
Total Amount : 7 gram  
Completed : 08/03/24 Expires: 08/20/25  
Sample Method : SOP Client Method

Page 4 of 6

 <b>Microbial</b> <span style="float: right;"><b>PASSED</b></span>						 <b>Mycotoxins</b> <span style="float: right;"><b>PASSED</b></span>					
Analyte	LOD	Units	Result	Pass / Fail	Action Level	Analyte	LOD	Units	Result	Pass / Fail	Action Level
SALMONELLA SPP			Not Present in 1g	PASS		TOTAL AFLATOXINS	1.4870	ppb	ND	PASS	20
ASPERGILLUS FLAVUS			Not Present in 1g	PASS		AFLATOXIN B1	1.4700	ppb	ND	PASS	20
ASPERGILLUS FUMIGATUS			Not Present in 1g	PASS		AFLATOXIN B2	1.8000	ppb	ND	PASS	20
ASPERGILLUS NIGER			Not Present in 1g	PASS		AFLATOXIN G1	1.9000	ppb	ND	PASS	20
ASPERGILLUS TERREUS			Not Present in 1g	PASS		AFLATOXIN G2	3.2500	ppb	ND	PASS	20
ESCHERICHIA COLI REC	10.0000	CFU/g	<10	PASS	100	OCHRATOXIN A	4.6100	ppb	ND	PASS	20
<b>Analyzed by:</b> 87, 39, 272, 331	<b>Weight:</b> 1.0186g	<b>Extraction date:</b> 08/01/24 15:43:40	<b>Extracted by:</b> 87								
<b>Analysis Method :</b> SOP.T.40.056B, SOP.T.40.058.FL, SOP.T.40.208, SOP.T.40.209.AZ <b>Analytical Batch :</b> TE005387MIC <b>Reviewed On :</b> 08/03/24 17:39:21 <b>Instrument Used :</b> N/A <b>Batch Date :</b> 08/01/24 13:18:20 <b>Analyzed Date :</b> N/A						<b>Analysis Method :</b> SOP.T.30.500, SOP.T.30.104.AZ, SOP.T.40.104.AZ <b>Analytical Batch :</b> TE005395MYC <b>Reviewed On :</b> 08/02/24 15:14:34 <b>Instrument Used :</b> N/A <b>Batch Date :</b> 08/01/24 18:51:38 <b>Analyzed Date :</b> 08/01/24 18:51:57					
<b>Dilution :</b> 10 <b>Reagent :</b> N/A <b>Consumables :</b> N/A <b>Pipette :</b> N/A						<b>Dilution :</b> 25 <b>Reagent :</b> 072924.R02; 071724.R17; 072924.R01; 071824.R04; 072524.R13; 061224.R01; 061224.R23; 071824.R11; 041823.06 <b>Consumables :</b> 947.155; 8000038072; 111423CH01; 220318-306-D; 1008645998; GD23001; 426220-JC <b>Pipette :</b> TE-060 SN:20C35457 (20-200uL); TE-108 SN:20B18337 (100-1000uL)					

Aflatoxins B1, B2, G1, G2, and Ochratoxin A analysis using LC-MS/MS. (Methods: SOP.T.30.500 for sample homogenization, SOP.T.30.104.AZ for sample prep, and SOP.T.40.104.AZ for analysis on ThermoScientific Altis TSO with Vanquish UHPLC). Total Aflatoxins (sum of Aflatoxins B1, B2, G1, G2) must be <20µg/kg. Ochratoxin must be <20µg/kg.

 <b>Heavy Metals</b> <span style="float: right;"><b>PASSED</b></span>						
Metal	LOD Units Result Pass / Fail Action Level					
ARSENIC	0.0030 ppm ND PASS 0.4					
CADMIUM	0.0020 ppm ND PASS 0.4					
LEAD	0.0010 ppm ND PASS 1					
MERCURY	0.0125 ppm ND PASS 0.2					
<b>Analyzed by:</b> 398, 272, 331	<b>Weight:</b> 0.1999g	<b>Extraction date:</b> 08/01/24 16:22:55	<b>Extracted by:</b> 398			
<b>Analysis Method :</b> SOP.T.30.500, SOP.T.30.084.AZ, SOP.T.40.084.AZ <b>Analytical Batch :</b> TE005389HEA <b>Reviewed On :</b> 08/02/24 15:12:34 <b>Instrument Used :</b> TE-307 "Ted" <b>Batch Date :</b> 08/01/24 14:07:44 <b>Analyzed Date :</b> N/A						
<b>Dilution :</b> 50 <b>Reagent :</b> 101723.14; 072924.R07; 073124.R05; 032724.06; 070524.01; 090922.04 <b>Consumables :</b> 12651-323CE-321E; 111423CH01; 210705-306-D; 210725-598-D <b>Pipette :</b> TE-063 SN:20C50490 (20-200uL); TE-110 SN:20B18338 (100-1000uL)						

Heavy Metals screening is performed using ICP-MS (Inductively Coupled Plasma - Mass Spectrometer) which can screen down to below single digit ppb concentrations for regulated heavy metals. (Methods: SOP.T.30.500 for sample homogenization, SOP.T.30.084.AZ for sample prep by microwave digestion, and SOP.T.40.084.AZ for analysis by ThermoScientific iCAP RQ ICP-MS).



1231 W. Warner Road, Suite 105  
 Tempe, AZ, 85284, US  
 (480) 220-4470

**Kaycha Labs**

.....  
 Glitter Bomb 0802GR7GB  
 Glitter Bomb  
 Matrix : Flower  
 Type: Cannabis Flower



# Certificate of Analysis

**PASSED**

**TRU Infusion/Natures Wonder**

3030 N 30th Avenue  
 Phoenix, AZ, 85017, US  
**Telephone:** (602) 828-1616  
**Email:** chris@truinfusion.com  
**License # :** 000000035DCCB00049778

**Sample : TE40801002-004**

**Batch# :** 0802GR7GB  
**Sampled :** 08/01/24  
**Ordered :** 08/01/24

**Sample Size Received :** 26.72 gram  
**Total Amount :** 7 gram  
**Completed :** 08/03/24 **Expires:** 08/20/25  
**Sample Method :** SOP Client Method

Page 5 of 6

## COMMENTS

\* Confident Cannabis sample ID: 2408KLAZ0503.2034



\* Pesticide TE40801002-004PES

1 - M1: Avermectins (Abamectin B1a).

\* Volatile Pesticides TE40801002-004VOL

1 - M2: Chlorfenapyr.

\* SRF Comments

Source Batch: Non Profit Patient Center Inc 00000001DCQP00496571; Nature's Wonder Inc 000000035DCCB00049778

This Kaycha Labs Certification shall not be reproduced, unless in its entirety, without written approval from Kaycha Labs. The results relate only to the material or product analyzed. ND=Not Detected, ppm=Parts Per Million, ppb=Parts Per Billion, RSD=Relative Standard Deviation. Limit of Detection (LOD) and Limit Of Quantitation (LOQ) are terms used to describe the smallest concentration that can be detected and reliably measured by an analytical procedure, respectively. Action Levels are State-determined thresholds based on the action limits published in Table 3.1 of 9 A.A.C. 17 and 9 A.A.C. 18. The Measurement of Uncertainty (MU) error is available from the lab upon request. The "Decision Rule" for pass/fail does not include the MU. Any calculated totals may contain rounding errors. Testing results were obtained according to requirements stated in QMS.100.010.AZ Quality Manual.

**Ariel Gonzales**  
 Lab Director

State License #  
 00000024LCMD66604568  
 ISO 17025 Accreditation # 97164

Signature  
 08/03/24

**Revision: #1** - Add Source Batch and Dist Chain



1231 W. Warner Road, Suite 105  
Tempe, AZ, 85284, US  
(480) 220-4470

Kaycha Labs

Glitter Bomb 0802GR7GB  
Glitter Bomb  
Matrix : Flower  
Type: Cannabis Flower



# Certificate of Analysis

**PASSED**

TRU Infusion/Natures Wonder

3030 N 30th Avenue  
Phoenix, AZ, 85017, US  
Telephone: (602) 828-1616  
Email: chris@truinfusion.com  
License # : 000000035DCCB00049778

Sample : TE40801002-004

Batch# : 0802GR7GB  
Sampled : 08/01/24  
Ordered : 08/01/24

Sample Size Received : 26.72 gram  
Total Amount : 7 gram  
Completed : 08/03/24 Expires: 08/20/25  
Sample Method : SOP Client Method

Page 6 of 6

## COMMENTS

\* Confident Cannabis sample ID: 2408KLAZ0503.2034



This Kaycha Labs Certification shall not be reproduced, unless in its entirety, without written approval from Kaycha Labs. The results relate only to the material or product analyzed. ND=Not Detected, ppm=Parts Per Million, ppb=Parts Per Billion, RSD=Relative Standard Deviation. Limit of Detection (LOD) and Limit Of Quantitation (LOQ) are terms used to describe the smallest concentration that can be detected and reliably measured by an analytical procedure, respectively. Action Levels are State-determined thresholds based on the action limits published in Table 3.1 of 9 A.A.C. 17 and 9 A.A.C. 18. The Measurement of Uncertainty (MU) error is available from the lab upon request. The "Decision Rule" for pass/fail does not include the MU. Any calculated totals may contain rounding errors. Testing results were obtained according to requirements stated in QMS.100.010.AZ Quality Manual.

Ariel Gonzales  
Lab Director

State License #  
00000024LCMD66604568  
ISO 17025 Accreditation # 97164

Signature  
08/03/24

Revision: #1 - Add Source Batch and Dist Chain

Revision: #1 This revision supersedes any and all previous versions of this document.

# DISTRIBUTION CHAIN – Intended Point of Sale:

If you notice any discrepancies or need to update/add license information, please contact your sales rep

All Greens-All Greens Inc  
10032 W. Bell Rd Ste 100 Sun City, AZ 85351 00000011DCMZ00182361,  
00000033ESLY55591549

Arizona Natural Concepts-RJK Ventures, Inc. 1039 E. Carefree Hwy Ste B&D Phoenix, AZ 85085  
00000131DCYO00924714

Arizona Organix-Arizona Organix  
5301 W. Glendale Ave. Glendale, AZ 85301 00000099DCPL00826691,  
00000095ESIP13817359

AZCS-Arizona Cannabis Society Inc  
376 N El Mirage Rd. Bldg. 2 Ste 2 El Mirage, AZ 85335  
00000090DCYT00194857,  
00000042ESJB38310180

Consume Show Low-Compassionate Care of AZ, INC.  
1350 N Penrod Road Show Low, AZ 85901 00000068DCJU00476804,  
00000091ESHS96689917

Curaleaf Hub- Natural Herbal Remedies Inc 3333 South Central Ave Phoenix, AZ 85040  
00000058ESFA63267513,  
00000053DCXB00858835

Curaleaf 48th St-All Rebel Rockers Inc 4730 S 48th St  
Phoenix AZ 85040 00000131ESYX97720376,  
00000117DCBN00282429

Curaleaf Bell Rd -Devine Desert Healing Inc 17201 N. 19th Ave  
Phoenix AZ 85023 00000107DCFT00824215

Curaleaf Camelback-Healing Healthcare 3 Inc 1040 E Camelback Rd Ste A  
Phoenix AZ 85014 00000047DCOU00565305,  
00000020ESEN67630727

Curaleaf East Glendale-Whoa QC Inc 5436 W Latham Street  
Phoenix AZ 85043 00000069ESPV40435704,  
00000042DCSI00109560

Curaleaf Gilbert-Absolute Health Care Inc 175 S. Hamilton Pl Bldg 4 Ste 110  
Gilbert AZ 85233 00000027ESMP88938972,  
00000034DCOD00007550

Curaleaf Glendale-PP Wellness Center 8160 W Union Hills Dr Ste A106 Glendale AZ 85308  
00000050ESTO08528992,  
00000010DCID00070698

Curaleaf Midtown-Catalina Hills Botanical Care Inc  
2918 N Central Ave Phoenix AZ 85012 00000016DCCC00020807,  
00000025ESOX62486193

Curaleaf Pavilions-Phytotherapeutics Of Tucson 2175 N 83rd Avenue  
Phoenix AZ 85035 00000049ESUK39624376,  
00000029DCRV00169614

Curaleaf Peoria-Pinal County Wellness Center 8970 N 91st Ave  
Peoria AZ 85345 00000059ESZW76539792,  
00000020DCGM00200033

Curaleaf Phx Airport-Zonacare 14 S. 41st Place  
Phoenix AZ 85034 00000024ESUV84524312,  
00000087DCTX00681297

Curaleaf Scottsdale-Natural Remedy Patient Center  
16277 N Greenway-Hayden Loop 1st Floor Scottsdale AZ 85260 00000125ESMC92036121,  
00000064DCTS00268592

Curaleaf Sedona-Arizona Natures Wellness 465 Jordan Road  
Sedona AZ 86336 00000030ESDG72791381,  
00000082DCYU00561946

Curaleaf Tuscon-AZCL1 4695 N Oracle Rd Ste 117  
Tuscon AZ 85705 00000054ESDU93884651,  
00000040DCOV00144711

Curaleaf Youngtown-K Group Partners Llc 11200 W Michigan Ave Ste 5  
Youngtown AZ 85363 00000076DCBK00035366,  
00000029ESAA16670843

Curaleaf Queen Creek- The Kind Relief Inc  
18423 East San Tan Boulevard #1, Queen Creek, AZ 85142  
00000053ESYR15319850

Desert Bloom ReLeaf Center-Medmar Tanque Verde Llc  
8060 E. 22nd St. Ste 108 Tucson, AZ 85710 00000039ESEZ33667642,  
00000081DCPK00962019

Desert Boyz  
13713 N A Street El Mirage, AZ 85335 0000153ESTXW47689762

Downtown Dispensary- Forever 46 Llc

221 E 6th St Ste 105 ,Tucson, AZ 85705 00000057DCHF00477864,  
00000126ESDQ50929013

D2 Dispensary -46 Wellness Llc 7139 E 22nd St , Tucson, AZ 85710  
00000116DCJL00597353, 00000128ESJI00619914

Earths Healing North-Globe Farmacy Inc 78 W River RD Tucson, AZ 85704 00000108ESND56774062,  
00000045DCYU00647140

Earths Healing South-Earth's Healing Inc 2075 E Benson Hwy Tucson, AZ 85714 00000112ESWR37460976,  
00000027DCPI00457346

Farm Fresh-Fwa Inc  
790 N Lake Havasu Ave #4 Lake Havasu City, AZ 86404  
00000062ESGQ60020478

Giving Tree Dispensary- The Giving Tree Wellness Center Of North Phoenix Inc.  
21617 N. 9th Ave Phoenix, AZ 85027 000000021DCLU00461342,  
00000023ESLL63816994

Greenmed Wellness Center- Greenmed, Inc 6464 E Tanqe Verde Rd Tucson, AZ 85715  
00000017DCEX00412883

GreenPharms Flagstaff-Desertview Wellness & Healing Solutions, LLC  
7121 N HWY 89 Flagstaff, AZ 86004  
00000038DCAL00224416,  
00000077ESTT45790153

Greenpharms Mesa-The Healing Center Farmacy Llc  
7235 E Hampton Ave Unit 115 Mesa, AZ 85209 00000004DCKF00438872,  
00000074ESMJ87013698

Halo Cannabis-The Green Halo Llc 7710 S Wilmot Rd Tucson, AZ 85756 00000026DCOM00244803,  
00000120ESGW29293058

Harvest HUB-Green Sky Patient Center Of Scottsdale 2512 E Magnolia St Phoenix, AZ 85034  
00000081ESLT56066782

Harvest of Avondale 3828 S Vermeersch Rd Avondale, AZ 85323  
00000007DCWH00607422

Harvest Of Baseline  
1821 W. Baseline Rd. STE#101 Guadalupe, AZ 85283 00000018DCST00941489

Harvest of Casa Grande 1860 N Salk Dr. B#1  
Casa Grande, AZ 81522 00000044DCCJ00900645

Harvest of Chandler-High Desert Healing LLC. 13433 E. Chandler Blvd., Suite A&B  
Chandler, AZ 85225 00000005DCMV00766195

Harvest of Cottonwood- Sherri Dunn LLC. 2400 Arizona 89A  
Cottonwood, AZ 86326 000000124DCKQ00697385  
00000055ESFL28376770

Harvest of Glendale - Pahana LLC. 13631 N. 59th Avenue, Suite B110 Glendale, AZ 85304  
00000129DCKL00602472  
00000018ESKD27426528

Harvest of Havasu 1691 Industrial Blvd  
Lake Havasu, AZ 86403 00000135DCSM00130984

Harvest of Phoenix - Peoria Ave-Kwerles Inc. 2017 West Peoria Avenue, A  
Phoenix, AZ 85029 00000125DCWD00787544  
00000005ESIN89499585

Harvest of Phoenix/Urban Greenhouse 2630 W Indian School Rd.  
Phoenix, AZ 85017 00000092DCEG00124317

Harvest of Scottsdale - Byers Dispensary 15190 N Hayden Rd  
Scottsdale, AZ 85260 00000054dcov00321891  
00000003ESPF54627423

Harvest of Tempe/Verde Dispensary Inc 710 W Elliot Rd # 102  
Tempe, AZ 85284 00000120DCEQ00578528  
00000009ESJA48286920

Harvest of Tucson - Patient Care Center 301, Inc. 2734 E Grant Rd  
Tucson, AZ 85716 000000127DCSS00185167  
00000127DCSS00185167

Harvest Of Apache Junction- Svaccha, LLC  
1985 Apache Trail #4 Apache Junction, AZ 85120 00000011ESVC04035599,  
00000137DCOF00188324

Harvest of North Mesa- Sweet 5, LLC 1150 N. McClellan Rd Mesa AZ 85201 00000013ESHH20255089,  
00000115DCGL00377020

Harvest of Peoria- Green Desert Patient Center of Peoria  
9275 W Peoria Ave, Ste 104, Peoria, AZ 85345 00000082ESUB29429633,  
00000023DCAK00675039

Harvest of 7th Street- Mohave Valley Consulting, LLC  
1007 N. 7th St Phoenix, AZ 85006 00000017ESMI32133238,  
00000121DCLW00319285

Harvest of Tatum- Abedon Saiz LLC  
16635 N. Tatum Blvd. #110 Phoenix, AZ 85032 00000052ESLX15969554, 00000135DCSM00130984

Harvest of Butherus- Green Sky Patient Center of Scottsdale  
7320 E. Butherus Dr. Suite 100 Scottsdale, AZ 85260 00000081ESLT56066782,  
00000022DCRX00190936

Harvest of Sierra Vista- Formula 420 Cannabis, LLC 1633 S. Highway 92 Suite 7, Sierra Vista, AZ 85635  
00000135ESGE19332725

Harvest of South Mesa- The Giving Tree Wellness Center of Mesa Inc  
938 E. Juanita Ave Mesa AZ 85204 00000008ESJT20615662,  
00000084DCXM00601985

Harvest of Tucson 22nd ST- Fort Mountain Consulting, LLC  
4659 2nd ST. Tucson AZ 85711 00000016ESBY46918805,  
00000134DCUJ00307958

Harvest of Tucson-Menlo Park- Purplemed Inc 1010 S. Freeway #130 Tucson AZ 85745  
00000130ESFL12611544,  
00000056DCLD00291476

Health for Life-Soothing Options  
5550 E McDowell Rd. Ste 103 Mesa, AZ 85215 00000094DCTJ00667966, 00000117ESPN93487198

Health For Life East - East Ellsworth 7343 S 89th Place  
Mesa, AZ 85212 00000093DCBC00293679

The Healing Center Wellness Center (Health for Life Crismon)  
9949 E Main St. Mesa, AZ 85207  
00000041DCEN00861221  
00000115ESJB22990289

Hana Meds Green Valley-Broken Arrow Herbal Center Inc  
1732 W. Commerce Point Pl Sahuarita, AZ 85614  
00000096DCXQ00231932

Hana Meds Phoenix-CJK INC  
3411 E Corona Ave 100 & 101 Phoenix, AZ  
85040  
00000003DCOU00038157

Herbal Wellness Center North Location 1720 E Deer Valley Dr  
Phoenix, AZ 85024 00000052DCLI00194777

Herbal Wellness Center 4215 N 40th Ave Phoenix, AZ 85019  
00000086DCKR00375578

Herbal Wellness Hub-Herbal Wellness Center Inc  
4215 N. 40th Ave. Phoenix, AZ 85019 00000086DCKR00375578,  
00000032ESPT83532730

Jars Cave Creek – Mohave Cannabis Club 4, LLC; 12620 N Cave Creek Rd Ste 1 Phoenix,  
AZ 85022: 00000123DCYU00460808,  
00000107ESVJ79465811

Jars Mohave Globe-Lawrence Health Services LLC  
2250 Highway 60 Suite M  
Globe AZ 85501 00000136ESTJ56415147

Jars Safford - Piper's Shop LLC; 1809 W Thatcher Blvd Safford, AZ 85546:  
00000138ESOA91816349

Jars New River-Legacy & Co., Inc. 46639 N Black Canyon Hwy 1-2 New River AZ 85087  
00000006DCDX00478035,  
00000079ESTS64678211

Jars Payson- Gila Dreams X, LLC 200 N Tonto St Suite A  
Payson AZ 85541 00000137ESPF58509627

Jars Peoria - Mohave Cannabis Club 2, LLC; 20340 N Lake Pleasant Rd, Ste 107, Peoria, AZ  
85382: 00000111DCCI00384281,  
00000119ESKK32735375

Jars North Phoenix - Mohave Cannabis Club 3, LLC; 20224 N 27th Ave, Ste 103, Phoenix,  
AZ 85027: 00000133DCEJ00283862,  
00000122ESRN95872973

Jars Yuma – Yuma County Dispensary LLC; 3345 E County 15th St, Somerton, AZ 85350:  
00000145ESNP12373673

JARS HUB-Legacy & Co., Inc  
1444 North 26th Avenue Phoenix, AZ 85009 00000079ESTS64678211,  
00000006DCDX00478035

Jars 24th St-Dreem Green Inc 2424 S 24th St Phoenix AZ 85034 00000073DCSV00210732,  
00000078ESQG10647381

Jars Mesa – Mohave Cannabis Club 1, LLC; 4236 E Juanita Ave, Mesa, AZ 85206:  
00000098ESAA47054477,  
00000002DCJK00811479

JARS HUB-Legacy & Co., Inc  
1444 North 26th Avenue Phoenix AZ 85009 00000079ESTS64678211,  
00000006DCDX00478035

Jars Metro-Desert Medical Campus 10040 N. Metro Parkway West Phoenix AZ 85051  
00000024DCTZ00479209,  
00000038ESPN59181329

Jars El Mirage - MCCSE240, LLC  
12555 NW Grand Ave B, El Mirage, AZ 85335 0000169ESTMB88870542

Jars Kingman - MCCSE214, LLC  
1975 E Northern Ave #103, Kingman, AZ 86409 0000164ESTEB22806734

LunchBox Dispensary-MK Associates LLC 3270 AZ-82 Sonoita, AZ 85637  
00000143ESKB17654619

Medusa Farms - Verde Dispensary Inc  
3358 Andy Devine Ave Unit A Kingman, AZ 86401 00000063ESQI60809124, 00000089DCQY00546716

Nature's Medicine Grand-Sixth Street Enterprises Inc 6840 West Grand Ave Glendale, AZ 85301  
00000090ESFB63917979, 00000014DCHT00564851

STORY CANNABIS DUNLAP - Arizona Natural Pain Solutions  
701 E Dunlap Rd, Phoenix, AZ 85020 00000013DCOU00042197, 00000096ESWI60030184

Nature's Medicine McDowell-Sixth Street Enterprises Inc 2439 W McDowell Rd Phoenix, AZ 85009  
00000088DCXB00897085, 00000092ESKW00353670

NatureMed Tuscon-Arizona Golden Leaf Wellness, Llc 5390 W Ina Road Marana, AZ 85743  
00000067ESBS89254298, 00000077DCPS00216601

Natures Medicine Tolleson-Cannabis Research Group Inc 9897 W McDowell Rd, #720 Tolleson, AZ 85353  
00000104ESDH57805022, 00000055DCDA00381095

Natures Wonder Apache Junction- Nature's Wonder Inc 260 W Apache Trail Dr Apache Junction, AZ 85120  
00000075ESJK64208740, 00000035DCCB00049778

Natures Wonder Grand-Non Profit Patient Center Inc 2960 W. Grand Avenue, Bldg A and B Phoenix, AZ  
85017 00000037ESIX56363099

Natures Wonder Phoenix-The Desert Valley Pharmacy Inc 2825 W Thomas Rd Phoenix, AZ 85017  
00000089ESLW87335751, 00000060DCIS00424661

Natures Wonder Cave Creek – Dynamic Trio Holdings LLC 6812 East Cave Creek Rd, 2,2A AND 3 Cave  
Creek AZ 85331

Nirvana 75th Ave-Yavapai Herbal 2330 n 75th ave, 111 Phoenix, AZ 85035 00000111ESTX14447382

Nirvana Apache Junction-Svaccha  
1985 W Apache Trail Apache Junction, AZ 85210 00000137DCOF00188324

Nova Dispensary-Arizona Wellness Collective 3, Inc 1911 W Broadway Rd #23 Mesa, AZ 85202  
00000044ESZW01555573, 00000119DCKO00583347  
Oasis North Chandler-Total Health & Wellness Inc 17006 S Weber Dr Chandler, AZ 85226  
00000100DCWU00857159, 00000021ESQX24132908

Nirvana Tempe (HUB)-Life Changers Investments LLC.  
2715 S. Hardy Dr. Tempe, AZ 85282 0000156ESTDP70697204

Noble Herb-Rch Wellness Center 522 E Route 66 Flagstaff, AZ 86001 00000069DCFG00710475

Oasis Glendale-Ocotillo Vista, Inc  
6676 West Bell Road Glendale, AZ 85308 00000109DCIT00443532

Oasis North Chandler-Total Health & Wellness Inc  
17006 S Weber Dr Chandler, AZ 85226 00000100DCWU00857159,  
00000021ESQX24132908

Oasis South Chandler-Total Health & Wellness Inc  
26427 S Arizona Ave Chandler, AZ 85248 00000036DCOP00819772,  
00000060ESTV86857950

Phoenix Relief Center-Phoenix Relief Center Inc 6330 S 35th Ave Ste 104 Phoenix, AZ 85041  
00000095DCVW00172644,  
00000047ESRJ75098505

Ponderosa Chandler-Ponderosa Botanical Care Inc  
318 South Bracken Lane Chandler, AZ 85224 00000066DCBO00410690  
00000109ESVM44878444

Ponderosa Dispensary Peoria-MMJ Apothecary 9240 W Northern Ave Ste 103B Peoria, AZ 85345  
00000100ESEC12878172,  
00000062DCAY00861940

Ponderosa Florence- 480 License Holdings LLC 363 N Main St Florence, AZ 85132  
0000154ESTQI31348041

Reef Northwest Phoenix- Whoa Qc Inc 5558 West Bell Road, Glendale, AZ 85308 00000042DCSI00109560,  
00000069ESPV40435704

Sol Flower Casa Adobes-S Flower SE 4, Inc. 6437 N Oracle Rd Tucson, AZ 85704 0000152ESTNJ52349435

Sol Flower Deer Valley- S Flower N Phoenix, Inc. 22041 N 23rd Ave Phoenix, AZ 85027  
00000028DCGV00174888

Sol Flower McClintock-Holistic Patient Wellness Group  
1322 N McClintock Dr Tempe, AZ 85281 00000019DCGM00234427

Sol Flower North Tucson-S Flower SE 3 Inc.  
4837 North 1st Avenue, Suite 102 Tucson, AZ 85718 0000171ESTSC03605413

Sol Flower Scottsdale-CSI Solutions, Inc. 14980 N 78th Way Scottsdale, AZ 85260  
00000008DCJJ00257791, 00000012ESIS11195422

Sol Flower Sun City-East Valley Patient Wellness Group Inc  
13650 N. 99th Ave Sun City, AZ 85351 00000063DCTB00283389, 00000019ESXY11403163

Sol Flower Tucson Foothills-S Flower SE 1, Inc 6026 North Oracle Road, Ste 2 Tucson, AZ 85704  
0000166ESTNU15027116

Sol Flower Tucson Foothills-S Flower SE 1, Inc 6026 North Oracle Road, Ste 2 Tucson, AZ 85704  
0000166ESTNU15027116

Sol Flower Tucson Valencia-S Flower SE 2, Inc. 3000 West Valencia Road, Suite 210 Tucson, AZ 85746  
0000163ESTSO81819209

Sol Flower University-Kannaboost Technology Inc 2424 W University Dr. Tempe, AZ 85281  
00000118DCKD00426097

Sticky Saguaro-Border Health, Inc 12338 E Riggs Rd Chandler, AZ 85249 00000108DCVB00423429,  
00000022ESMC44584355

Story Cannabis Bisbee-Pleasant Plants I LLC 1191 S Naco Hwy Bisbee, AZ 85603 0000159ESTFT57497963

Story Cannabis Lake Havasu-MCCSE29, LLC  
1691 Industrial Boulevard #103 Lake Havasu City, AZ 86403  
0000149ESTUL49249395

STORY of Kingman-Juicy Joint I LLC  
2095 East Northern Avenue #3 Kingman, AZ 86409 0000147ESTXX54706468

Story of Glendale - Total Health & Wellness Inc 6676 W Bell Rd, Glendale, AZ 85308  
00000060ESTV86857950,  
00000036DCOP00819772

Story of Grand - Sixth Street Enterprises Inc 6840 West Grand Ave, Glendale, AZ 85301  
00000014DCHT00564851, 00000090ESFB63917979

Story of Mcdowell - Sixth Street Enterprises Inc 2439 W Mcdowell Rd, Phoenix, AZ 85009  
00000088DCXB00897085,  
00000092ESKW00353670

STORY of Williams-Joint Junkies I LLC 341 E Route 66 Williams, AZ 86046 0000158ESTLH17620655

Superior Dispensary - Superior Organics 211 S 57th Dr Phoenix, AZ 85043 00000065DCLV00799347

The Flower Shop HUB Phoenix-Nature's Healing Center Inc  
3155 E. McDowell Rd. Ste 2 Phoenix, AZ 85008 00000041ESLU31226658

The Flower Shop Mesa- Buds & Roses, Inc 5205 E University Dr, Mesa, AZ 85205 00000132DCYB00654510

The Flower Shop Ahwatukee- Nature's Healing Center Inc  
10827 S 51st St, Ste 104, Phoenix, AZ 85044 00000046DCYJ00671222, 00000031ESCS44452076

The Good Dispensary-Valley Healing Group Inc 1842 W Broadway Rd Mesa, AZ 85202  
00000048DCKJ00945635,  
00000072ESRF58078256

The Mint (HUB)- G.T.L. Llc  
5210 S Priest Dr B Guadalupe, AZ 85283 000161ESTOJ23023764, 00000128DCNB00202967

The Mint- Mesa- 4245 Investments LLC 330 E Southern Ave #37, Mesa, AZ 85210  
00000036ESXU42814428, 00000136DCKS00208201

The Mint-Scottsdale- Eba Holdings Inc. 8729 E Manzanita Dr, Scottsdale, AZ 85258  
00000068ESZM96727661,  
00000072DCMU00762354

The Prime Leaf on Park- Total Accountability Patient Care  
1525 N. Park Ave Tucson, AZ 85719 00000025DCPT00084389

The Prime Leaf on Park- Total Accountability Patient Care  
1525 N. Park Ave Tucson, AZ 85719 00000025DCPT00084389

The Prime Leaf Speedway-Rainbow Collective Inc 4220 E Speedway Blvd Tucson, AZ 85712  
00000039DCVR00320237,  
00000124ESOS02903622

Tru|Med- AZ Compassionate Care Inc 1613 N 40th St Phoenix, AZ 85008 00000079DCUU00478781

Throbless- Sea of Green Llc  
6844 East Parkway Norte Mesa, AZ 85212 00000113DCUX00454549

THE MINT- PHOENIX- UNCLE HARRY CORP 17036 N CAVE CREEK RD PHOENIX, AZ, 85032  
00000129ESRG43839179, 00000110DCDE00541508

TUCSON SAINTS- GREEN MEDICINE 112 S KOLB RD TUCSON, AZ 85710  
00000071DCCX00288765

VALLEY OF THE SUN-VALLEY OF THE SUN MEDICAL DISPENSARY, INC  
16200 W. EDDIE ALBERT WAY GOODYEAR, AZ 85338  
00000083DCYO00463840

WHITE MOUNTAIN HEALTH CENTER-WHITE MOUNTAIN HEALTH CENTER INC  
9420 W BELL RD, SUITE 108 SUN CITY, AZ 85351  
00000103DCDR00369521, 00000083ESGB09219996

WICKENBURG ALTERNATIVE MEDICINE- WICKENBURG ALTERNATIVE MEDICINE LLC  
12550 W THUNDERBIRD RD STE 114B EL MIRAGE, AZ  
85335  
00000061DCMK00381513, 00000097ESKC38985532

ZEN LEAF CAVE CREEK-FORT CONSULTING, LLC 12401 N CAVE CREEK RD PHOENIX, AZ 85022  
00000064ESAK09838873, 00000105DCOU00194638

ZEN LEAF CHANDLER-AZGM 3, LLC  
7200 W CHANDLER BLVD STE 7 CHANDLER, AZ 85226  
00000040ESDX57445071, 00000126DCSO00060479

ZEN LEAF DUNLAP-PERPETUAL HEALTHCARE, LLC 4244 W DUNLAP RD STE 1 PHOENIX, AZ 85051  
00000105ESDR54985961, 00000033DCCK00134006

ZEN LEAF GILBERT-VENDING LOGISTICS LLC 5409 S POWER RD MESA, AZ 85212  
00000043ESPE02331128, 00000112DCLK00614860

ZEN LEAF LOCAL JOINT-PATIENT ALTERNATIVE RELIEF CENTER, LLC  
4201 E UNIVERSITY DR PHOENIX, AZ 85034  
00000086ESQZ01367420, 00000091DCWY00555666

ZEN LEAF MESA-THE MEDICINE ROOM LLC 550 W MCKELLIPS RD BLDG 1 MESA, AZ 85201  
00000084ESFH12297246, 00000037DCDM00904008