



Certificate of Analysis

Laboratory Sample ID: TE50106001-002



Production Method: Indoor
Harvest/Lot ID: BAA241125
Batch#: BAA241125
Harvest Date: 11/25/24
Sample Size Received: 17.55 gram
Total Amount: 7 gram
Retail Product Size: 15 gram
Retail Serving Size: 15 gram
Servings: 1
Ordered: 01/06/25
Sampled: 01/06/25
Sample Collection Time: 11:15 AM
Completed: 01/09/25

Jan 09, 2025 | Total Health & Wellness
 dba True Harvest

License # 00000100DCWU00857159

4301 W Buckeye Rd.
 Phoenix, AZ, AZ, 85043, US

PASSED

Pages 1 of 5

SAFETY RESULTS



Pesticides
PASSED



Heavy Metals
PASSED



Microbials
PASSED



Mycotoxins
PASSED



Residuals
 Solvents
 NOT TESTED



Filtration
 NOT TESTED



Water Activity
 NOT TESTED



Moisture
 NOT TESTED

MISC.



Terpenes
PASSED



Cannabinoid

PASSED



Total THC
26.9397%



Total CBD
ND



Total Cannabinoids
30.8019%

| | D9-THC | THCA | CBD | CBDA | CBG | CBGA | CBN | D8-THC | THCV | CBDV | CBC |
|------|--------|---------|--------|--------|--------|--------|--------|--------|--------|--------|--------|
| % | 0.8700 | 29.7261 | ND | ND | ND | 0.2058 | ND | ND | ND | ND | ND |
| mg/g | 8.700 | 297.261 | ND | ND | ND | 2.058 | ND | ND | ND | ND | ND |
| LOQ | 0.0010 | 0.0010 | 0.0010 | 0.0010 | 0.0010 | 0.0010 | 0.0010 | 0.0010 | 0.0010 | 0.0010 | 0.0010 |
| % | | | | | | | | | | | |

Analized by:
 312, 359, 272, 399

Weight:
 0.1982g

Extraction date:
 01/06/25 16:47:25

Extracted by:
 333

Analysis Method : SOP.T.30.500, SOP.T.30.031, SOP.T.40.031
 Analytical Batch : TE007121POT
 Instrument Used : TE-004 "Duke Leto" (Flower)
 Analyzed Date : 01/08/25 12:53:47

Batch Date : 01/06/25 11:19:52

Dilution : 400
 Reagent : N/A
 Consumables : N/A
 Pipette : N/A

Full spectrum cannabinoid analysis utilizing High Performance Liquid Chromatography with Photo Diode Array detector (HPLC-PDA) for analysis. (Methods: SOP.T.30.500 for sample homogenization, SOP.T.30.031 for sample prep, SOP.T.40.031 for analysis on Shimadzu LC-20X0 series HPLCs). Potency results for cannabis flower products are reported on an "as received" basis, without moisture correction.

This Kaycha Labs Certification shall not be reproduced, unless in its entirety, without written approval from Kaycha Labs. The results relate only to the material or product analyzed. ND=Not Detected, ppm=Parts Per Million, ppb=Parts Per Billion, RSD=Relative Standard Deviation. Limit of Detection (LOD) and Limit Of Quantitation (LOQ) are terms used to describe the smallest concentration that can be detected and reliably measured by an analytical procedure, respectively. Action Levels are State-determined thresholds based on the action limits published in Table 3.1 of 9 A.A.C. 17 and 9 A.A.C. 18. The Measurement of Uncertainty (MU) error is available from the lab upon request. The "Decision Rule" for pass/fail does not include the MU. Any calculated totals may contain rounding errors. Testing results were obtained according to requirements stated in QMS.100.010.AZ Quality Manual.

Ariel Gonzales
 Lab Director

State License #
 0000024LCMD66604568
 ISO 17025 Accreditation # 97164



Signature
 01/09/25



1231 W. Warner Road, Suite 105
 Tempe, AZ, 85284, US
 (480) 220-4470

Kaycha Labs

BAA241125
 Baked Alaska
 Matrix : Flower
 Type: Flower-Cured



Certificate of Analysis

PASSED

Total Health & Wellness dba True Harvest

Sample : TE50106001-002
 Harvest/Lot ID : BAA241125

4301 W Buckeye Rd.
 Phoenix, AZ , AZ, 85043, US
 Telephone: (612) 599-4361
 Email: jpastor@trueharvestco.com
 License # : 00000100DCWU00857159

Batch# : BAA241125
 Sample Size Received : 17.55 gram
 Total Amount : 7 gram
 Sampled : 01/06/25
 Ordered : 01/06/25
 Completed : 01/09/25 Expires: 01/09/26
 Sample Method : SOP Client Method

Page 2 of 5

Terpenes **PASSED**

| Terpenes | LOQ (%) | mg/g | % | Result (%) | Terpenes | LOQ (%) | mg/g | % | Result (%) |
|---------------------|---------|--------|---------------|-------------------------------------|---|---------|-------------------|---------------|--------------------------------|
| TOTAL TERPENES | 0.0020 | 22.441 | 2.2441 | <div style="width: 2.2441%;"></div> | ALPHA-BISABOLOL | 0.0020 | ND | ND | <div style="width: 0%;"></div> |
| LIMONENE | 0.0020 | 6.775 | 0.6775 | <div style="width: 0.6775%;"></div> | ALPHA-CEDRENE | 0.0020 | ND | ND | <div style="width: 0%;"></div> |
| BETA-CARYOPHYLLENE | 0.0020 | 4.264 | 0.4264 | <div style="width: 0.4264%;"></div> | ALPHA-PHELLANDRENE | 0.0020 | ND | ND | <div style="width: 0%;"></div> |
| LINALOOL | 0.0020 | 2.455 | 0.2455 | <div style="width: 0.2455%;"></div> | ALPHA-TERPINENE | 0.0020 | ND | ND | <div style="width: 0%;"></div> |
| BETA-PINENE | 0.0020 | 1.556 | 0.1556 | <div style="width: 0.1556%;"></div> | CIS-NEROLIDOL | 0.0020 | ND | ND | <div style="width: 0%;"></div> |
| ALPHA-PINENE | 0.0020 | 1.438 | 0.1438 | <div style="width: 0.1438%;"></div> | GAMMA-TERPINENE | 0.0020 | ND | ND | <div style="width: 0%;"></div> |
| ALPHA-HUMULENE | 0.0020 | 1.259 | 0.1259 | <div style="width: 0.1259%;"></div> | GAMMA-TERPINEOL | 0.0020 | ND | ND | <div style="width: 0%;"></div> |
| FENCHYL ALCOHOL | 0.0020 | 1.251 | 0.1251 | <div style="width: 0.1251%;"></div> | TRANS-NEROLIDOL | 0.0020 | ND | ND | <div style="width: 0%;"></div> |
| OCIMENE | 0.0020 | 1.134 | 0.1134 | <div style="width: 0.1134%;"></div> | Analized by: | Weight: | Extraction date: | Extracted by: | |
| BETA-MYRCENE | 0.0020 | 1.035 | 0.1035 | <div style="width: 0.1035%;"></div> | 445, 334, 272, 399 | 0.2471g | 01/06/25 15:30:13 | 445 | |
| ALPHA-TERPINEOL | 0.0020 | 0.864 | 0.0864 | <div style="width: 0.0864%;"></div> | Analysis Method : SOP.T.30.500, SOP.T.30.064, SOP.T.40.064 | | | | |
| TERPINOLENE | 0.0020 | 0.410 | 0.0410 | <div style="width: 0.0410%;"></div> | Analytical Batch : TE007123TER | | | | |
| 3-CARENE | 0.0020 | ND | ND | <div style="width: 0%;"></div> | Instrument Used : TE-096 "MS - Terpenes 1",TE-097 "AS - Terpenes 1",TE-093 "GC - Terpenes 1" | | | | |
| BORNEOL | 0.0020 | ND | ND | <div style="width: 0%;"></div> | Analized Date : 01/08/25 12:52:58 | | | | |
| CAMPHENE | 0.0020 | ND | ND | <div style="width: 0%;"></div> | Dilution : N/A | | | | |
| CAMPHOR | 0.0020 | ND | ND | <div style="width: 0%;"></div> | Reagent : 101723.23; 071924.01 | | | | |
| CARYOPHYLLENE OXIDE | 0.0020 | ND | ND | <div style="width: 0%;"></div> | Consumables : 947.110; H109203-1; 04304030; 8000038072; 20240202; 1; 0000185478; GD23006 | | | | |
| CEDROL | 0.0020 | ND | ND | <div style="width: 0%;"></div> | Pipette : N/A | | | | |
| EUCALYPTOL | 0.0020 | ND | ND | <div style="width: 0%;"></div> | Terpenes screening is performed using GC-MS which can detect below single digit ppm concentrations. (Methods: SOP.T.30.500 for sample homogenization, SOP.T.30.064 for sample prep, and SOP.T.40.064 for analysis via ThermoScientific 1310-series GC equipped with an AI 1310-series liquid injection autosampler and detection carried out by ISO 7000-series mass spectrometer). Terpene results are reported on a wt/wt% basis. Testing result is for informational purposes only and cannot be used to satisfy dispensary testing requirements in R9-17-317.01(A) or labeling requirements in R9-17-317. Nor, can it be used to satisfy marijuana establishment testing requirements in R9-18-311(A) or labeling requirements in R9-18-310 - Q3. | | | | |
| FENCHONE | 0.0020 | ND | ND | <div style="width: 0%;"></div> | | | | | |
| GERANIOL | 0.0020 | ND | ND | <div style="width: 0%;"></div> | | | | | |
| GERANYL ACETATE | 0.0020 | ND | ND | <div style="width: 0%;"></div> | | | | | |
| GUAJOL | 0.0020 | ND | ND | <div style="width: 0%;"></div> | | | | | |
| ISOBORNEOL | 0.0020 | ND | ND | <div style="width: 0%;"></div> | | | | | |
| ISOPULEGOL | 0.0020 | ND | ND | <div style="width: 0%;"></div> | | | | | |
| MENTHOL | 0.0020 | ND | ND | <div style="width: 0%;"></div> | | | | | |
| NEROL | 0.0020 | ND | ND | <div style="width: 0%;"></div> | | | | | |
| PULEGONE | 0.0020 | ND | ND | <div style="width: 0%;"></div> | | | | | |
| SABINENE | 0.0020 | ND | ND | <div style="width: 0%;"></div> | | | | | |
| SABINENE HYDRATE | 0.0020 | ND | ND | <div style="width: 0%;"></div> | | | | | |
| VALENCENE | 0.0020 | ND | ND | <div style="width: 0%;"></div> | | | | | |
| Total (%) | | | 2.2440 | <div style="width: 2.2440%;"></div> | | | | | |

This Kaycha Labs Certification shall not be reproduced, unless in its entirety, without written approval from Kaycha Labs. The results relate only to the material or product analyzed. ND=Not Detected, ppm=Parts Per Million, ppb=Parts Per Billion, RSD=Relative Standard Deviation. Limit of Detection (LOD) and Limit Of Quantitation (LOQ) are terms used to describe the smallest concentration that can be detected and reliably measured by an analytical procedure, respectively. Action Levels are State-determined thresholds based on the action limits published in Table 3.1 of 9 A.A.C. 17 and 9 A.A.C. 18. The Measurement of Uncertainty (MU) error is available from the lab upon request. The "Decision Rule" for pass/fail does not include the MU. Any calculated totals may contain rounding errors. Testing results were obtained according to requirements stated in QMS.100.010.AZ Quality Manual.

Ariel Gonzales
 Lab Director

State License #
 0000024LCMD66604568
 ISO 17025 Accreditation # 97164

Signature
 01/09/25



Certificate of Analysis

PASSED

Total Health & Wellness dba True Harvest

Sample : TE50106001-002
Harvest/Lot ID: BAA241125

4301 W Buckeye Rd.
Phoenix, AZ, AZ, 85043, US
Telephone: (612) 599-4361
Email: jpastor@trueharvestco.com
License # : 00000100DCWU00857159

Batch # : BAA241125
Sample Size Received : 17.55 gram
Total Amount : 7 gram
Completed : 01/09/25 Expires: 01/09/26
Sample Method : SOP Client Method

Page 3 of 5



Pesticides

PASSED

| Pesticide | LOQ | Units | Action Level | Pass/Fail | Result | Pesticide | LOQ | Units | Action Level | Pass/Fail | Result |
|-----------------------------|--------|-------|--------------|-----------|--------|---|--------|-------|--------------|-----------|--------|
| AVERMECTINS (ABAMECTIN B1A) | 0.2500 | ppm | 0.5 | PASS | ND | TOTAL SPINOSAD | 0.1000 | ppm | 0.2 | PASS | ND |
| ACEPHATE | 0.2000 | ppm | 0.4 | PASS | ND | SPIROMESIFEN | 0.1000 | ppm | 0.2 | PASS | ND |
| ACETAMIPRID | 0.1000 | ppm | 0.2 | PASS | ND | SPIROTETRAMAT | 0.1000 | ppm | 0.2 | PASS | ND |
| ALDICARB | 0.2000 | ppm | 0.4 | PASS | ND | SPIROXAMINE | 0.2000 | ppm | 0.4 | PASS | ND |
| AZOXYSTROBIN | 0.1000 | ppm | 0.2 | PASS | ND | TEBUCONAZOLE | 0.2000 | ppm | 0.4 | PASS | ND |
| BIFENAZATE | 0.1000 | ppm | 0.2 | PASS | ND | THIACLOPRID | 0.1000 | ppm | 0.2 | PASS | ND |
| BIFENTHRIN | 0.1000 | ppm | 0.2 | PASS | ND | THIAMETHOXAM | 0.1000 | ppm | 0.2 | PASS | ND |
| BOSCALID | 0.2000 | ppm | 0.4 | PASS | ND | TRIFLOXYSTROBIN | 0.1000 | ppm | 0.2 | PASS | ND |
| CARBARYL | 0.1000 | ppm | 0.2 | PASS | ND | CHLORFENAPYR * | 0.3000 | ppm | 1 | PASS | ND |
| CARBOFURAN | 0.1000 | ppm | 0.2 | PASS | ND | CYFLUTHRIN * | 0.5000 | ppm | 1 | PASS | ND |
| CHLORANTRANILIPROLE | 0.1000 | ppm | 0.2 | PASS | ND | Analyzed by: 152, 272, 399 Weight: 0.4998g Extraction date: 01/06/25 14:06:38 Extracted by: 410 Analysis Method : SOP.T.30.500, SOP.T.30.104.AZ, SOP.T.40.104.AZ Analytical Batch : TE007122PES Instrument Used : TE-262 *MS/MS - Pest/Myco 2*, TE-117 UHPLC - Pest/Myco 2 Batch Date : 01/06/25 12:08:41 Analyzed Date : 01/08/25 11:43:54 | | | | | |
| CHLORPYRIFOS | 0.1000 | ppm | 0.2 | PASS | ND | Dilution : 25 Reagent : 122024.R22; 010625.R01; 010625.R02; 121024.R09; 122724.R10; 010325.R15; 122724.R09; 122724.R12; 041823.06 Consumables : 947.110; 8000038072; 052024CH01; 220318-306-D; 1008645998; GD23006; 426060-JG Pipette : TE-062 SN:20C50491; TE-064 SN:20B27672 (100-1000uL) | | | | | |
| CLOFENTEZINE | 0.1000 | ppm | 0.2 | PASS | ND | Pesticide screening is carried out using LC-MS/MS supplemented by GC-MS/MS for volatile pesticides. (Methods: SOP.T.30.500 for sample homogenization, SOP.T.30.104.AZ for sample prep, and SOP.T.40.104.AZ for analysis on ThermoScientific Altis TSQ with Vanquish UHPLC). Analyzed by: 152, 272, 399 Weight: 0.4998g Extraction date: 01/06/25 14:06:38 Extracted by: 410 Analysis Method : SOP.T.30.500, SOP.T.30.104.AZ, SOP.T.40.154.AZ Analytical Batch : TE007149VOL Instrument Used : TE-117 UHPLC - Pest/Myco 2, TE-262 *MS/MS - Pest/Myco 2 Batch Date : 01/07/25 11:42:19 Analyzed Date : 01/08/25 12:51:17 | | | | | |
| CYPERMETHRIN | 0.5000 | ppm | 1 | PASS | ND | Dilution : 25 Reagent : 122024.R22; 010625.R01; 010625.R02; 121024.R09; 122724.R10; 010325.R15; 122724.R09; 122724.R12; 041823.06 Consumables : 947.110; 8000038072; 052024CH01; 220318-306-D; 1008645998; GD23006; 426060-JG Pipette : TE-062 SN:20C50491; TE-064 SN:20B27672 (100-1000uL) | | | | | |
| DIAZINON | 0.1000 | ppm | 0.2 | PASS | ND | Supplemental pesticide screening using GC-MS/MS to quantitatively screen for Chlorfenapyr, Cyfluthrin, Cypermethrin, and Diazinon; as well as the qualitative confirmation of Dichlorvos, Permethrins, Piperonyl Butoxide, Prallethrin, Propiconazole, Pyrethrins, and Tebuconazole which are all quantitatively screened using LC-MS/MS. (Methods: SOP.T.30.500 for sample homogenization, SOP.T.30.104.AZ for sample prep, and SOP.T.40.154.AZ for analysis using a ThermoScientific 1310-series GC equipped with a TriPlus RSH autosampler and detected on a TSQ 9000-series mass spectrometer). | | | | | |
| DAMINOZIDE | 0.5000 | ppm | 1 | PASS | ND | | | | | | |
| DICHLORVOS (DDVP) | 0.0500 | ppm | 0.1 | PASS | ND | | | | | | |
| DIMETHOATE | 0.1000 | ppm | 0.2 | PASS | ND | | | | | | |
| ETHOPROPHOS | 0.1000 | ppm | 0.2 | PASS | ND | | | | | | |
| ETOFENPROX | 0.2000 | ppm | 0.4 | PASS | ND | | | | | | |
| ETOXAZOLE | 0.1000 | ppm | 0.2 | PASS | ND | | | | | | |
| FENOXICARB | 0.1000 | ppm | 0.2 | PASS | ND | | | | | | |
| FENPYROXIMATE | 0.2000 | ppm | 0.4 | PASS | ND | | | | | | |
| FIPRONIL | 0.2000 | ppm | 0.4 | PASS | ND | | | | | | |
| FLONICAMID | 0.5000 | ppm | 1 | PASS | ND | | | | | | |
| FLUDIOXONIL | 0.2000 | ppm | 0.4 | PASS | ND | | | | | | |
| HEXTHIAZOX | 0.5000 | ppm | 1 | PASS | ND | | | | | | |
| IMAZALIL | 0.1000 | ppm | 0.2 | PASS | ND | | | | | | |
| IMIDACLOPRID | 0.2000 | ppm | 0.4 | PASS | ND | | | | | | |
| KRESOXIM-METHYL | 0.2000 | ppm | 0.4 | PASS | ND | | | | | | |
| MALATHION | 0.1000 | ppm | 0.2 | PASS | ND | | | | | | |
| METALAXYL | 0.1000 | ppm | 0.2 | PASS | ND | | | | | | |
| METHIOCARB | 0.1000 | ppm | 0.2 | PASS | ND | | | | | | |
| METHOMYL | 0.2000 | ppm | 0.4 | PASS | ND | | | | | | |
| MYCLOBUTANIL | 0.1000 | ppm | 0.2 | PASS | ND | | | | | | |
| NALED | 0.2500 | ppm | 0.5 | PASS | ND | | | | | | |
| OXAMYL | 0.5000 | ppm | 1 | PASS | ND | | | | | | |
| PACLOBUTRAZOL | 0.2000 | ppm | 0.4 | PASS | ND | | | | | | |
| TOTAL PERMETHRINS | 0.1000 | ppm | 0.2 | PASS | ND | | | | | | |
| PHOSMET | 0.1000 | ppm | 0.2 | PASS | ND | | | | | | |
| PIPERONYL BUTOXIDE | 1.0000 | ppm | 2 | PASS | ND | | | | | | |
| PRALLETHRIN | 0.1000 | ppm | 0.2 | PASS | ND | | | | | | |
| PROPICONAZOLE | 0.2000 | ppm | 0.4 | PASS | ND | | | | | | |
| PROPOXUR | 0.1000 | ppm | 0.2 | PASS | ND | | | | | | |
| TOTAL PYRETHRINS | 0.5000 | ppm | 1 | PASS | ND | | | | | | |
| PYRIDABEN | 0.1000 | ppm | 0.2 | PASS | ND | | | | | | |

This Kaycha Labs Certification shall not be reproduced, unless in its entirety, without written approval from Kaycha Labs. The results relate only to the material or product analyzed. ND=Not Detected, ppm=Parts Per Million, ppb=Parts Per Billion, RSD=Relative Standard Deviation. Limit of Detection (LOD) and Limit Of Quantitation (LOQ) are terms used to describe the smallest concentration that can be detected and reliably measured by an analytical procedure, respectively. Action Levels are State-determined thresholds based on the action limits published in Table 3.1 of 9 A.A.C. 17 and 9 A.A.C. 18. The Measurement of Uncertainty (MU) error is available from the lab upon request. The "Decision Rule" for pass/fail does not include the MU. Any calculated totals may contain rounding errors. Testing results were obtained according to requirements stated in QMS.100.010.AZ Quality Manual.

Ariel Gonzales

Lab Director

State License #
0000024LCMD66604568
ISO 17025 Accreditation # 97164

Signature
01/09/25



Certificate of Analysis

PASSED



Total Health & Wellness dba True Harvest


Sample : TE50106001-002
Harvest/Lot ID: BAA241125

4301 W Buckeye Rd.
Phoenix, AZ, AZ, 85043, US
Telephone: (612) 599-4361
Email: jpastor@trueharvestco.com
License #: 00000100DCWU00857159

Batch #: BAA241125
Sampled : 01/06/25
Ordered : 01/06/25
Sample Size Received : 17.55 gram
Total Amount : 7 gram
Completed : 01/09/25 Expires: 01/09/26
Sample Method : SOP Client Method

Page 4 of 5

|  Microbial PASSED | | | | | |  Mycotoxins PASSED | | | | | |
|---|---------------------------|--|----------------------------|-------------|--------------|--|---------------------------|--|-----------------------------|-------------|--------------|
| Analyte | LOQ | Units | Result | Pass / Fail | Action Level | Analyte | LOQ | Units | Result | Pass / Fail | Action Level |
| SALMONELLA SPP | 0.0000 | | Not Present in 1g | PASS | | TOTAL AFLATOXINS | 4.8510 | ppb | ND | PASS | 20 |
| ASPERGILLUS FLAVUS | 0.0000 | | Not Present in 1g | PASS | | AFLATOXIN B1 | 4.8510 | ppb | ND | PASS | 20 |
| ASPERGILLUS FUMIGATUS | 0.0000 | | Not Present in 1g | PASS | | AFLATOXIN B2 | 5.9400 | ppb | ND | PASS | 20 |
| ASPERGILLUS NIGER | 0.0000 | | Not Present in 1g | PASS | | AFLATOXIN G1 | 6.2700 | ppb | ND | PASS | 20 |
| ASPERGILLUS TERREUS | 0.0000 | | Not Present in 1g | PASS | | AFLATOXIN G2 | 10.7250 | ppb | ND | PASS | 20 |
| ESCHERICHIA COLI REC | 10.0000 | CFU/g | <10 | PASS | 100 | OCHRATOXIN A | 12.0000 | ppb | ND | PASS | 20 |
| Analyzed by: 87, 272, 399 | Weight: 0.9412g | Extraction date: 01/08/25 16:40:15 | Extracted by: 87 | | | Analyzed by: 152, 272, 399 | Weight: 0.4998g | Extraction date: 01/06/25 14:06:38 | Extracted by: 410 | | |
| Analysis Method : SOP.T.40.056B, SOP.T.40.058.FL, SOP.T.40.208, SOP.T.40.209.AZ Analytical Batch : TE007128MIC Instrument Used : TE-234 "bioMerieux GENE-UP" Batch Date : 01/06/25 15:23:20 Analyzed Date : 01/09/25 10:20:21 | | | | | | Analysis Method : SOP.T.30.500, SOP.T.30.104.AZ, SOP.T.40.104.AZ Analytical Batch : TE007150MYC Instrument Used : TE-262 "MS/MS - Pest/Myco 2,TE-117 UHPLC - Batch Date : 01/07/25 11:43:27 Pest/Myco 2 Analyzed Date : 01/08/25 12:52:14 | | | | | |
| Dilution : 10 Reagent : N/A Consumables : N/A Pipette : N/A | | | | | | Dilution : 25 Reagent : 122024.R22; 010625.R01; 010625.R02; 121024.R09; 122724.R10; 010325.R15; 122724.R09; 122724.R12; 041823.06 Consumables : 947.110; 8000038072; 052024CH01; 220318-306-D; 1008645998; GD23006; 426060-JG Pipette : TE-062 SN:20C50491; TE-064 SN:20B27672 (100-1000uL) | | | | | |

|  Heavy Metals PASSED | | | | | |
|--|---------------------------|--|-----------------------------|-------------|--------------|
| Metal | LOQ | Units | Result | Pass / Fail | Action Level |
| ARSENIC | 0.2000 | ppm | ND | PASS | 0.4 |
| CADMIUM | 0.2000 | ppm | ND | PASS | 0.4 |
| LEAD | 0.5000 | ppm | ND | PASS | 1 |
| MERCURY | 0.1000 | ppm | ND | PASS | 0.2 |
| Analyzed by: 398, 272, 399 | Weight: 0.1962g | Extraction date: 01/06/25 17:53:03 | Extracted by: 398 | | |
| Analysis Method : SOP.T.30.500, SOP.T.30.084.AZ, SOP.T.40.084.AZ Analytical Batch : TE007125HEA Instrument Used : TE-051 "Metals Hood",TE-141 "Wolfgang",TE-144,TE-307 "Ted",TE-311 "Ted PC",TE-308 "Ted Chiller",TE-310 "Ted AS",TE-309 "Ted Pump",TE-312 "Ted Monitor",TE-313 "Ted Monitor" Analyzed Date : 01/08/25 10:14:51 | | | | | |
| Dilution : 50 Reagent : 102824.02; 123124.R01; 010625.R03; 100424.02; 121824.01; 090922.04 Consumables : 052024CH01; 210705-306-D; 269336 Pipette : TE-063 SN:20C50490 (20-200uL); TE-110 SN:20B18338 (100-1000uL) | | | | | |
| Heavy Metals screening is performed using ICP-MS (Inductively Coupled Plasma - Mass Spectrometer) which can screen down to below single digit ppb concentrations for regulated heavy metals. (Methods: SOP.T.30.500 for sample homogenization, SOP.T.30.084.AZ for sample prep by microwave digestion, and SOP.T.40.084.AZ for analysis by ThermoScientific iCAP RQ ICP-MS). | | | | | |

This Kaycha Labs Certification shall not be reproduced, unless in its entirety, without written approval from Kaycha Labs. The results relate only to the material or product analyzed. ND=Not Detected, ppm=Parts Per Million, ppb=Parts Per Billion, RSD=Relative Standard Deviation. Limit of Detection (LOD) and Limit Of Quantitation (LOQ) are terms used to describe the smallest concentration that can be detected and reliably measured by an analytical procedure, respectively. Action Levels are State-determined thresholds based on the action limits published in Table 3.1 of 9 A.A.C. 17 and 9 A.A.C. 18. The Measurement of Uncertainty (MU) error is available from the lab upon request. The "Decision Rule" for pass/fail does not include the MU. Any calculated totals may contain rounding errors. Testing results were obtained according to requirements stated in QMS.100.010.AZ Quality Manual.

Ariel Gonzales

Lab Director

State License #
0000024LCMD66604568
ISO 17025 Accreditation # 97164

Signature
01/09/25



1231 W. Warner Road, Suite 105
Tempe, AZ, 85284, US
(480) 220-4470

Kaycha Labs

BAA241125
Baked Alaska
Matrix : Flower
Type: Flower-Cured



Certificate of Analysis

PASSED

Total Health & Wellness dba True Harvest

4301 W Buckeye Rd.
Phoenix, AZ, AZ, 85043, US
Telephone: (612) 599-4361
Email: jpastor@trueharvestco.com
License # : 00000100DCWU00857159

Sample : TE50106001-002
Harvest/Lot ID: BAA241125
Batch# : BAA241125
Sampled : 01/06/25
Ordered : 01/06/25

Sample Size Received : 17.55 gram
Total Amount : 7 gram
Completed : 01/09/25 Expires: 01/09/26
Sample Method : SOP Client Method

Page 5 of 5

COMMENTS

* Pesticide TE50106001-002PES
1 - M2: Clofentezine.

This Kaycha Labs Certification shall not be reproduced, unless in its entirety, without written approval from Kaycha Labs. The results relate only to the material or product analyzed. ND=Not Detected, ppm=Parts Per Million, ppb=Parts Per Billion, RSD=Relative Standard Deviation. Limit of Detection (LOD) and Limit Of Quantitation (LOQ) are terms used to describe the smallest concentration that can be detected and reliably measured by an analytical procedure, respectively. Action Levels are State-determined thresholds based on the action limits published in Table 3.1 of 9 A.A.C. 17 and 9 A.A.C. 18. The Measurement of Uncertainty (MU) error is available from the lab upon request. The "Decision Rule" for pass/fail does not include the MU. Any calculated totals may contain rounding errors. Testing results were obtained according to requirements stated in QMS.100.010.AZ Quality Manual.

Ariel Gonzales
Lab Director

State License #
0000024LCMD66604568
ISO 17025 Accreditation # 97164

Signature
01/09/25