



Certificate of Analysis

PASSED



Harvest/Lot ID: CBXB241226
Batch #: CBXB241226
Harvest Date: 12/26/24
Manufacturing Date: 12/26/24
Production Method: Indoor
Total Amount: 7 gram
Retail Product Size: 15 gram
Retail Serving Size: 15
Servings: 1

Lab ID: TE50206007-001
Sampled: 02/06/25
Received: 13.89 gram
Sampling Method: N/A
Completed: 02/11/25
Expire: 02/11/26

Total Health & Wellness dba True Harvest

4301 W Buckeye Rd.
 Phoenix, AZ , AZ, 85043, US
License #: 00000100DCWU00857159

Cannabinoid **PASSED**



| | D9-THC | THCA | CBD | CBDA | CBG | CBGA | CBN | D8-THC | THCV | CBDV | CBC |
|-----------|--------|---------|--------|--------|--------|--------|--------|--------|--------|--------|--------|
| % | 0.6942 | 32.6639 | ND | ND | ND | 1.0148 | ND | ND | ND | ND | ND |
| mg/g | 6.942 | 326.639 | ND | ND | ND | 10.148 | ND | ND | ND | ND | ND |
| LOQ | 0.0010 | 0.0010 | 0.0010 | 0.0010 | 0.0010 | 0.0010 | 0.0010 | 0.0010 | 0.0010 | 0.0010 | 0.0010 |
| Qualifier | % | % | % | % | % | % | % | % | % | % | % |











Analyzed by: 312, 432, 272, 545 **Weight:** 0.2015g **Extraction date:** 02/07/25 12:43:39 **Extracted by:** 312

Analysis Method: N/A
Analytical Batch: TE007576POT
Instrument Used: TE-004 "Duke Leto" (Flower) **Batch Date:** 02/06/25 10:45:52
Analyzed Date: 02/08/25 18:07:58

Dilution: 400
Reagent: 123024.06; 020425.R15; 020425.R14; 010825.R24; 010825.R33
Consumables: 947.110; 8000038072; 20240202; 1008439554; 052024CH01; 220318-306-D; 1; 269336; 04402004; GD230008; 329070296
Pipette: TE-059 SN:20A04528 (20-200uL); TE-064 SN:20B27672 (100-1000uL); TE-164 SN: 21H24198 (Isopropanol)

Full spectrum cannabinoid analysis utilizing High Performance Liquid Chromatography with Photo Diode Array detector (HPLC-PDA) for analysis. (Methods: SOP.T.30.500 for sample homogenization, SOP.T.30.031 for sample prep, SOP.T.40.031 for analysis on Shimadzu LC-20X0 series HPLCs). Potency results for cannabis flower products are reported on an "as received" basis, without moisture correction.

SAFETY RESULTS MISC.

| | | | | | | | | | |
|---|---|---|---|---|---|--|---|---|---|
|  |  |  |  |  |  |  |  |  |  |
| Pesticide PASSED | Heavy Metals PASSED | Microbial PASSED | Mycotoxins PASSED | Solvents NOT TESTED | Filtration/Foreign Material NOT TESTED | Water Activity NOT TESTED | Moisture Content NOT TESTED | Vitamin E NOT TESTED | Terpenes TESTED |

This Kaycha Labs Certification shall not be reproduced, unless in its entirety, without written approval from Kaycha Labs. The results relate only to the material or product analyzed. ND=Not Detected, ppm=Parts Per Million, ppb=Parts Per Billion, RSD=Relative Standard Deviation. Limit of Detection (LOD) and Limit Of Quantitation (LOQ) are terms used to describe the smallest concentration that can be detected and reliably measured by an analytical procedure, respectively. Action Levels are State-determined thresholds based on the action limits published in Table 3.1 of 9 A.A.C. 17 and 9 A.A.C. 18. The Measurement of Uncertainty (MU) error is available from the lab upon request. The "Decision Rule" for pass/fail does not include the MU. Any calculated totals may contain rounding errors. Testing results were obtained according to requirements stated in QMS.100.010.AZ Quality Manual.

Ariel Gonzales
 Lab Director
 State License # 0000024LCMD66604568
 ISO 17025 Accreditation # 97164

Ariel Gonzales
 Signature
 02/11/25



Certificate of Analysis

Sample: TE50206007-001
Total Health & Wellness dba True Harvest
Telephone: (612) 599-4361
Email: jpastor@trueharvestco.com

Harvest/Lot ID: CBXB241226
Batch #: CBXB241226

Ordered: 02/06/25
Sampled: 02/06/25
Completed: 02/11/25

PASSED



Terpenes

TESTED

| ANALYTES | UNIT | LOD | LOQ | ACTION LEVEL | PASS/FAIL | RESULT | QUALIFIER |
|---------------------|------|-----|-------|--------------|-----------|--------|-----------|
| TOTAL TERPENES | mg | 0 | 0.002 | | TESTED | 1.7589 | |
| ALPHA-PINENE | mg | 0 | 0.002 | | TESTED | 0.0671 | |
| CAMPHENE | mg | 0 | 0.002 | | TESTED | ND | |
| SABINENE | mg | 0 | 0.002 | | TESTED | ND | |
| BETA-PINENE | mg | 0 | 0.002 | | TESTED | 0.0903 | |
| BETA-MYRCENE | mg | 0 | 0.002 | | TESTED | 0.0860 | |
| ALPHA-PHELLANDRENE | mg | 0 | 0.002 | | TESTED | ND | |
| 3-CARENE | mg | 0 | 0.002 | | TESTED | ND | |
| ALPHA-TERPINENE | mg | 0 | 0.002 | | TESTED | ND | |
| LIMONENE | mg | 0 | 0.002 | | TESTED | 0.4656 | |
| EUCALYPTOL | mg | 0 | 0.002 | | TESTED | ND | |
| OCIMENE | mg | 0 | 0.002 | | TESTED | 0.0636 | |
| GAMMA-TERPINENE | mg | 0 | 0.002 | | TESTED | ND | |
| SABINENE HYDRATE | mg | 0 | 0.002 | | TESTED | ND | |
| TERPINOLENE | mg | 0 | 0.002 | | TESTED | ND | |
| FENCHONE | mg | 0 | 0.002 | | TESTED | ND | |
| LINALOOL | mg | 0 | 0.002 | | TESTED | 0.1860 | |
| FENCHYL ALCOHOL | mg | 0 | 0.002 | | TESTED | 0.0664 | |
| ISOPULEGOL | mg | 0 | 0.002 | | TESTED | ND | |
| CAMPHOR | mg | 0 | 0.002 | | TESTED | ND | |
| ISOBORNEOL | mg | 0 | 0.002 | | TESTED | ND | |
| BORNEOL | mg | 0 | 0.002 | | TESTED | ND | |
| MENTHOL | mg | 0 | 0.002 | | TESTED | ND | |
| ALPHA-TERPINEOL | mg | 0 | 0.002 | | TESTED | 0.0597 | |
| GAMMA-TERPINEOL | mg | 0 | 0.002 | | TESTED | ND | |
| NEROL | mg | 0 | 0.002 | | TESTED | ND | |
| PULEGONE | mg | 0 | 0.002 | | TESTED | ND | |
| GERANIOL | mg | 0 | 0.002 | | TESTED | ND | |
| GERANYL ACETATE | mg | 0 | 0.002 | | TESTED | ND | |
| ALPHA-CEDRENE | mg | 0 | 0.002 | | TESTED | ND | |
| BETA-CARYOPHYLLENE | mg | 0 | 0.002 | | TESTED | 0.4505 | |
| ALPHA-HUMULENE | mg | 0 | 0.002 | | TESTED | 0.1381 | |
| VALENCENE | mg | 0 | 0.002 | | TESTED | ND | |
| CIS-NEROLIDOL | mg | 0 | 0.002 | | TESTED | ND | |
| TRANS-NEROLIDOL | mg | 0 | 0.002 | | TESTED | ND | |
| CARYOPHYLLENE OXIDE | mg | 0 | 0.002 | | TESTED | ND | |
| GUAJOL | mg | 0 | 0.002 | | TESTED | ND | |
| CEDROL | mg | 0 | 0.002 | | TESTED | ND | |
| ALPHA-BISABOLOL | mg | 0 | 0.002 | | TESTED | 0.0856 | |

| | | | |
|---|---------------------------|--|---------------------------------|
| Analyzed by: 409, 334, 272, 545 | Weight: 0.2525g | Extraction date: 02/06/25 16:10:46 | Extracted by: 409,334 |
|---|---------------------------|--|---------------------------------|

Analysis Method: N/A
Analytical Batch: TE007573TER
Instrument Used: TE-096 "MS - Terpenes 1", TE-097 "AS - Terpenes 1", TE-093 "GC - Terpenes 1"
Analyzed Date: 02/08/25 09:35:53

Batch Date: 02/06/25 10:25:53

Dilution: N/A
Reagent: 101723.24; 071924.01
Consumables: 9479291.162; K107291-06; 8000038072; 20240202; 425204; 0000186393; GD230008
Pipette: N/A

Terpenes screening is performed using GC-MS which can detect below single digit ppm concentrations. (Methods: SOP.T.30.500 for sample homogenization, SOP.T.30.064 for sample prep, and SOP.T.40.064 for analysis via ThermoScientific 1310-series GC equipped with an AI 1310-series liquid injection autosampler and detection carried out by ISQ 7000-series mass spectrometer). Terpene results are reported on a wt/wt% basis. Testing result is for informational purposes only and cannot be used to satisfy dispensary testing requirements in R9-17-317.01(A) or labeling requirements in R9-17-317. Nor, can it be used to satisfy marijuana establishment testing requirements in R9-18-311(A) or labeling requirements in R9-18-310 - Q3.

This Kaycha Labs Certification shall not be reproduced, unless in its entirety, without written approval from Kaycha Labs. The results relate only to the material or product analyzed. ND=Not Detected, ppm=Parts Per Million, ppb=Parts Per Billion, RSD=Relative Standard Deviation. Limit of Detection (LOD) and Limit Of Quantitation (LOQ) are terms used to describe the smallest concentration that can be detected and reliably measured by an analytical procedure, respectively. Action Levels are State-determined thresholds based on the action limits published in Table 3.1 of 9 A.A.C. 17 and 9 A.A.C. 18. The Measurement of Uncertainty (MU) error is available from the lab upon request. The "Decision Rule" for pass/fail does not include the MU. Any calculated totals may contain rounding errors. Testing results were obtained according to requirements stated in QMS.100.010.AZ Quality Manual.

Ariel Gonzales
 Lab Director

State License #
 0000024LCMD66604568
 ISO 17025 Accreditation # 97164



Signature
 02/11/25




Certificate of Analysis

Sample: TE50206007-001
Total Health & Wellness dba True Harvest
Telephone: (612) 599-4361
Email: jpastor@trueharvestco.com

Harvest/Lot ID: CBXB241226
Batch #: CBXB241226

Ordered: 02/06/25
Sampled: 02/06/25
Completed: 02/11/25

PASSED



Pesticide

PASSED

| ANALYTES | UNIT | LOD | LOQ | ACTION LEVEL | PASS/FAIL | RESULT | QUALIFIER |
|-----------------------------|------|-------|------|--------------|-----------|--------|-----------|
| AVERMECTINS (ABAMECTIN B1A) | mg | 0.017 | 0.25 | 0.5 | PASS | ND | |
| ACEPHATE | mg | 0.01 | 0.2 | 0.4 | PASS | ND | |
| ACETAMIPRID | mg | 0.005 | 0.1 | 0.2 | PASS | ND | |
| ALDICARB | mg | 0.014 | 0.2 | 0.4 | PASS | ND | |
| AZOXYSTROBIN | mg | 0.005 | 0.1 | 0.2 | PASS | ND | |
| BIFENAZATE | mg | 0.006 | 0.1 | 0.2 | PASS | ND | |
| BIFENTHRIN | mg | 0.005 | 0.1 | 0.2 | PASS | ND | |
| BOSCALID | mg | 0.005 | 0.2 | 0.4 | PASS | ND | |
| CARBARYL | mg | 0.008 | 0.1 | 0.2 | PASS | ND | |
| CARBOFURAN | mg | 0.005 | 0.1 | 0.2 | PASS | ND | |
| CHLORANTRANILIPROLE | mg | 0.011 | 0.1 | 0.2 | PASS | ND | |
| CHLORPYRIFOS | mg | 0.005 | 0.1 | 0.2 | PASS | ND | |
| CLOFENTEZINE | mg | 0.01 | 0.1 | 0.2 | PASS | ND | |
| CYPERMETHRIN | mg | 0.1 | 0.5 | 1 | PASS | ND | |
| DIAZINON | mg | 0.006 | 0.1 | 0.2 | PASS | ND | |
| DAMINOZIDE | mg | 0.01 | 0.5 | 1 | PASS | ND | |
| DICHLORVOS (DDVP) | mg | 0.001 | 0.05 | 0.1 | PASS | ND | |
| DIMETHOATE | mg | 0.006 | 0.1 | 0.2 | PASS | ND | |
| ETHOPROPHOS | mg | 0.004 | 0.1 | 0.2 | PASS | ND | |
| ETOFENPROX | mg | 0.006 | 0.2 | 0.4 | PASS | ND | |
| ETOXAZOLE | mg | 0.004 | 0.1 | 0.2 | PASS | ND | |
| FENOXYCARB | mg | 0.005 | 0.1 | 0.2 | PASS | ND | |
| FENPYROXIMATE | mg | 0.004 | 0.2 | 0.4 | PASS | ND | |
| FIPRONIL | mg | 0.006 | 0.2 | 0.4 | PASS | ND | |
| FLONICAMID | mg | 0.009 | 0.5 | 1 | PASS | ND | |
| FLUDIOXONIL | mg | 0.006 | 0.2 | 0.4 | PASS | ND | |
| HEXYTHIAZOX | mg | 0.005 | 0.5 | 1 | PASS | ND | |
| IMAZALIL | mg | 0.011 | 0.1 | 0.2 | PASS | ND | |
| IMIDACLOPRID | mg | 0.008 | 0.2 | 0.4 | PASS | ND | |
| KRESOXIM-METHYL | mg | 0.007 | 0.2 | 0.4 | PASS | ND | |
| MALATHION | mg | 0.007 | 0.1 | 0.2 | PASS | ND | |
| METALAXYL | mg | 0.004 | 0.1 | 0.2 | PASS | ND | |
| METHIOCARB | mg | 0.004 | 0.1 | 0.2 | PASS | ND | |
| METHOMYL | mg | 0.005 | 0.2 | 0.4 | PASS | ND | |
| MYCLOBUTANIL | mg | 0.01 | 0.1 | 0.2 | PASS | ND | |
| NALED | mg | 0.007 | 0.25 | 0.5 | PASS | ND | |
| OXAMYL | mg | 0.008 | 0.5 | 1 | PASS | ND | |
| PACLOBUTRAZOL | mg | 0.005 | 0.2 | 0.4 | PASS | ND | |
| TOTAL PERMETHRINS | mg | 0.003 | 0.1 | 0.2 | PASS | ND | |
| PHOSMET | mg | 0.01 | 0.1 | 0.2 | PASS | ND | |
| PIPERONYL BUTOXIDE | mg | 0.005 | 1 | 2 | PASS | ND | |
| PRALLETHRIN | mg | 0.013 | 0.1 | 0.2 | PASS | ND | |
| PROPICONAZOLE | mg | 0.005 | 0.2 | 0.4 | PASS | ND | |
| PROPOXUR | mg | 0.005 | 0.1 | 0.2 | PASS | ND | |
| TOTAL PYRETHRINS | mg | 0.001 | 0.5 | 1 | PASS | ND | |
| PYRIDABEN | mg | 0.004 | 0.1 | 0.2 | PASS | ND | |
| TOTAL SPINOSAD | mg | 0.006 | 0.1 | 0.2 | PASS | ND | |
| SPIROMESIFEN | mg | 0.008 | 0.1 | 0.2 | PASS | ND | |
| SPIROTETRAMAT | mg | 0.006 | 0.1 | 0.2 | PASS | ND | |
| SPIROXAMINE | mg | 0.004 | 0.2 | 0.4 | PASS | ND | |
| TEBUCONAZOLE | mg | 0.004 | 0.2 | 0.4 | PASS | ND | M2 |
| THIACLOPRID | mg | 0.006 | 0.1 | 0.2 | PASS | ND | |
| THIAMETHOXAM | mg | 0.006 | 0.1 | 0.2 | PASS | ND | |
| TRIFLOXYSTROBIN | mg | 0.006 | 0.1 | 0.2 | PASS | ND | |

This Kaycha Labs Certification shall not be reproduced, unless in its entirety, without written approval from Kaycha Labs. The results relate only to the material or product analyzed. ND=Not Detected, ppm=Parts Per Million, ppb=Parts Per Billion, RSD=Relative Standard Deviation. Limit of Detection (LOD) and Limit Of Quantitation (LOQ) are terms used to describe the smallest concentration that can be detected and reliably measured by an analytical procedure, respectively. Action Levels are State-determined thresholds based on the action limits published in Table 3.1 of 9 A.A.C. 17 and 9 A.A.C. 18. The Measurement of Uncertainty (MU) error is available from the lab upon request. The "Decision Rule" for pass/fail does not include the MU. Any calculated totals may contain rounding errors. Testing results were obtained according to requirements stated in QMS.100.010.AZ Quality Manual.

Ariel Gonzales
 Lab Director

State License #
 0000024LCMD66604568
 ISO 17025 Accreditation # 97164



Signature
 02/11/25




Certificate of Analysis

Sample: TE50206007-001
Total Health & Wellness dba True Harvest
Telephone: (612) 599-4361
Email: jpastor@trueharvestco.com

Harvest/Lot ID: CBXB241226
Batch #: CBXB241226

Ordered: 02/06/25
Sampled: 02/06/25
Completed: 02/11/25

PASSED



Pesticide

PASSED

| ANALYTES | UNIT | LOD | LOQ | ACTION LEVEL | PASS/FAIL | RESULT | QUALIFIER |
|--------------|------|-------|-----|--------------|-----------|--------|-----------|
| CHLORFENAPYR | mg | 0.027 | 0.3 | 1 | PASS | ND | M2 |
| CYFLUTHRIN | mg | 0.015 | 0.5 | 1 | PASS | ND | |

| | | | |
|--------------------------------------|---------------------------|--|---------------------------------|
| Analyzed by: 152, 272, 545 | Weight: 0.5079g | Extraction date: 02/06/25 16:39:11 | Extracted by: 410,152 |
|--------------------------------------|---------------------------|--|---------------------------------|

Analysis Method : N/A
Analytical Batch : TE007574PES
Instrument Used : TE-262 "MS/MS - Pest/Myco 2",TE-117 UHPLC - Pest/Myco 2
Analyzed Date : 02/08/25 09:27:45 **Batch Date :** 02/06/25 10:36:56

Dilution : 25
Reagent : 012925.R19; 012925.R20; 012325.R37; 121024.R09; 020525.R04; 020525.R07; 020425.R32; 020525.R05; 041823.06
Consumables : 9479291.162; 8000038072; 100824CH01; 220321-306-D; 1008672189; GD230008; 426060-JG
Pipette : TE-062 SN:20C50491; TE-064 SN:20B27672 (100-1000uL)


Pesticide screening is carried out using LC-MS/MS supplemented by GC-MS/MS for volatile pesticides. (Methods: SOP.T.30.500 for sample homogenization, SOP.T.30.104.AZ for sample prep, and SOP.T.40.104.AZ for analysis on ThermoScientific Altis TSQ with Vanquish UHPLC).

| | | | |
|--------------------------------------|---------------------------|--|---------------------------------|
| Analyzed by: 152, 272, 545 | Weight: 0.5079g | Extraction date: 02/06/25 16:39:11 | Extracted by: 410,152 |
|--------------------------------------|---------------------------|--|---------------------------------|

Analysis Method : N/A
Analytical Batch : TE007586VOL
Instrument Used : TE-117 UHPLC - Pest/Myco 2,TE-262 "MS/MS - Pest/Myco 2
Analyzed Date : 02/08/25 09:32:32 **Batch Date :** 02/06/25 16:39:19

Dilution : 25
Reagent : 012925.R19; 012925.R20; 012325.R37; 121024.R09; 020525.R04; 020525.R07; 020425.R32; 020525.R05; 041823.06
Consumables : 9479291.162; 8000038072; 100824CH01; 220321-306-D; 1008672189; GD230008; 426060-JG
Pipette : TE-062 SN:20C50491; TE-064 SN:20B27672 (100-1000uL)

Supplemental pesticide screening using GC-MS/MS to quantitatively screen for Chlorfenapyr, Cyfluthrin, Cypermethrin, and Diazinon; as well as the qualitative confirmation of Dichlorvos, Permethrins, Piperonyl Butoxide, Prallethrin, Propiconazole, Pyrethrins, and Tebuconazole which are all quantitatively screened using LC-MS/MS. (Methods: SOP.T.30.500 for sample homogenization, SOP.T.30.104.AZ for sample prep, and SOP.T.40.154.AZ for analysis using a ThermoScientific 1310-series GC equipped with a TriPlus RSH autosampler and detected on a TSQ 9000-series mass spectrometer).



Microbial

PASSED

| ANALYTES | UNIT | LOD | LOQ | ACTION LEVEL | PASS/FAIL | RESULT | QUALIFIER |
|------------------------|------|-----|-----|--------------|-----------|-------------------|-----------|
| SALMONELLA SPP. | mg | 0 | 0 | 1 | PASS | Not Present in 1g | |
| ASPERGILLUS FLAVUS | mg | 0 | 0 | 0.999 | PASS | Not Present in 1g | |
| ASPERGILLUS FUMIGATUS | mg | 0 | 0 | 0.999 | PASS | Not Present in 1g | |
| ASPERGILLUS NIGER | mg | 0 | 0 | 0.999 | PASS | Not Present in 1g | |
| ASPERGILLUS TERREUS | mg | 0 | 0 | 0.999 | PASS | Not Present in 1g | |
| ESCHERICHIA COLI (REC) | mg | 10 | 10 | 100 | PASS | <10 | |

This Kaycha Labs Certification shall not be reproduced, unless in its entirety, without written approval from Kaycha Labs. The results relate only to the material or product analyzed. ND=Not Detected, ppm=Parts Per Million, ppb=Parts Per Billion, RSD=Relative Standard Deviation. Limit of Detection (LOD) and Limit Of Quantitation (LOQ) are terms used to describe the smallest concentration that can be detected and reliably measured by an analytical procedure, respectively. Action Levels are State-determined thresholds based on the action limits published in Table 3.1 of 9 A.A.C. 17 and 9 A.A.C. 18. The Measurement of Uncertainty (MU) error is available from the lab upon request. The "Decision Rule" for pass/fail does not include the MU. Any calculated totals may contain rounding errors. Testing results were obtained according to requirements stated in QMS.100.010.AZ Quality Manual.

Ariel Gonzales
 Lab Director

State License #
 0000024LCMD66604568
 ISO 17025 Accreditation # 97164



Signature
 02/11/25



Certificate of Analysis

Sample: TE50206007-001
Total Health & Wellness dba True Harvest
Telephone: (612) 599-4361
Email: jpastor@trueharvestco.com

Harvest/Lot ID: CBXB241226
Batch #: CBXB241226

Ordered: 02/06/25
Sampled: 02/06/25
Completed: 02/11/25

PASSED



Microbial

PASSED

ANALYTES **UNIT** **LOD** **LOQ** **ACTION LEVEL** **PASS/FAIL** **RESULT** **QUALIFIER**

Analyzed by: 331, 87, 272, 545 **Weight:** 0.9715g **Extraction date:** 02/10/25 11:55:23 **Extracted by:** 331

Analysis Method : N/A
Analytical Batch : TE007596MIC
Instrument Used : TE-234 "bioMerieux GENE-UP"
Analyzed Date : 02/11/25 23:17:38 **Batch Date :** 02/07/25 16:17:57

Dilution : 10
Reagent : N/A
Consumables : N/A
Pipette : N/A

Microbiological screening for bacterial and fungal identification via Polymerase Chain Reaction (PCR) methods consisting of sample DNA amplified via tandem PCR as a crude lysate without purification. (Methods: SOP.T.40.056B for sample prep and screening for Salmonella and Aspergillus sp. by PathogenDx Detectx Combined using a SensoSpot Microarray Analyzer and SOP.T.40.209.AZ for quantitative plating of E. coli on 3M Rapid E. coli Petrifilm and confirmation of Aspergillus sp. on SabDex agar for derivative products). All qualitative microbial testing is reported as detected/not detected in 1g.



Mycotoxins

PASSED

ANALYTES **UNIT** **LOD** **LOQ** **ACTION LEVEL** **PASS/FAIL** **RESULT** **QUALIFIER**

| | | | | | | |
|------------------|----|-------|--------|----|------|----|
| TOTAL AFLATOXINS | mg | 1.487 | 4.851 | 20 | PASS | ND |
| AFLATOXIN B1 | mg | 1.47 | 4.851 | 20 | PASS | ND |
| AFLATOXIN B2 | mg | 1.8 | 5.94 | 20 | PASS | ND |
| AFLATOXIN G1 | mg | 1.9 | 6.27 | 20 | PASS | ND |
| AFLATOXIN G2 | mg | 3.25 | 10.725 | 20 | PASS | ND |
| OCHRATOXIN A | mg | 4.61 | 12 | 20 | PASS | ND |

Analyzed by: 152, 272, 545 **Weight:** 0.5079g **Extraction date:** 02/06/25 16:39:11 **Extracted by:** 410,152

Analysis Method : N/A
Analytical Batch : TE007587MYC
Instrument Used : TE-262 "MS/MS - Pest/Myco 2,TE-117 UHPLC - Pest/Myco 2
Analyzed Date : 02/08/25 09:33:51 **Batch Date :** 02/06/25 16:41:46

Dilution : 25
Reagent : 012925.R19; 012925.R20; 012325.R37; 121024.R09; 020525.R04; 020525.R07; 020425.R32; 020525.R05; 041823.06
Consumables : 9479291.162; 8000038072; 100824CH01; 220321-306-D; 1008672189; GD230008; 426060-JG
Pipette : TE-062 SN:20C50491; TE-064 SN:20B27672 (100-1000uL)

Aflatoxins B1, B2, G1, G2, and Ochratoxin A analysis using LC-MS/MS. (Methods: SOP.T.30.500 for sample homogenization, SOP.T.30.104.AZ for sample prep, and SOP.T.40.104.AZ for analysis on ThermoScientific Altis TSQ with Vanquish UHPLC). Total Aflatoxins (sum of Aflatoxins B1, B2, G1, G2) must be <20µg/kg. Ochratoxin must be <20µg/kg.



Heavy Metals

PASSED

ANALYTES **UNIT** **LOD** **LOQ** **ACTION LEVEL** **PASS/FAIL** **RESULT** **QUALIFIER**

| | | | | | | |
|---------|----|--------|-----|-----|------|----|
| ARSENIC | mg | 0.003 | 0.2 | 0.4 | PASS | ND |
| CADMIUM | mg | 0.002 | 0.2 | 0.4 | PASS | ND |
| LEAD | mg | 0.001 | 0.5 | 1 | PASS | ND |
| MERCURY | mg | 0.0125 | 0.1 | 0.2 | PASS | ND |

This Kaycha Labs Certification shall not be reproduced, unless in its entirety, without written approval from Kaycha Labs. The results relate only to the material or product analyzed. ND=Not Detected, ppm=Parts Per Million, ppb=Parts Per Billion, RSD=Relative Standard Deviation. Limit of Detection (LOD) and Limit Of Quantitation (LOQ) are terms used to describe the smallest concentration that can be detected and reliably measured by an analytical procedure, respectively. Action Levels are State-determined thresholds based on the action limits published in Table 3.1 of 9 A.A.C. 17 and 9 A.A.C. 18. The Measurement of Uncertainty (MU) error is available from the lab upon request. The "Decision Rule" for pass/fail does not include the MU. Any calculated totals may contain rounding errors. Testing results were obtained according to requirements stated in QMS.100.010.AZ Quality Manual.

Ariel Gonzales
 Lab Director

State License #
 0000024LCMD66604568
 ISO 17025 Accreditation # 97164



Signature
 02/11/25




Certificate of Analysis

Sample: TE50206007-001
Total Health & Wellness dba True Harvest
Telephone: (612) 599-4361
Email: jpastor@trueharvestco.com

Harvest/Lot ID: CBXB241226
Batch #: CBXB241226

Ordered: 02/06/25
Sampled: 02/06/25
Completed: 02/11/25

PASSED

| | | |
|---|---------------------|---------------|
|  | Heavy Metals | PASSED |
|---|---------------------|---------------|

| ANALYTES | UNIT | LOD | LOQ | ACTION LEVEL | PASS/FAIL | RESULT | QUALIFIER |
|----------|------|-----|-----|--------------|-----------|--------|-----------|
|----------|------|-----|-----|--------------|-----------|--------|-----------|

| | | | |
|--------------------------------------|---------------------------|--|---------------------------------|
| Analyzed by: 398, 272, 545 | Weight: 0.1956g | Extraction date: 02/06/25 15:39:50 | Extracted by: 445,398 |
|--------------------------------------|---------------------------|--|---------------------------------|

Analysis Method : N/A
Analytical Batch : TE007579HEA
Instrument Used : TE-051 "Metals Hood",TE-141 "Wolfgang",TE-144,TE-260 "Ludwig",TE-307 "Ted",TE-311 "Ted PC",TE-308 "Ted Chiller",TE-310 "Ted AS",TE-309 "Ted Pump",TE-312 "Ted Monitor",TE-313 "Ted Monitor"
Analyzed Date : 02/08/25 09:11:06 **Batch Date :** 02/06/25 12:42:17

Dilution : 50
Reagent : 102824.03; 020625.R05; 100424.03; 013125.01; 090922.04
Consumables : 052024CH01; 210705-306-D; 269336; GD230008
Pipette : TE-063 SN:20C50490 (20-200uL); TE-110 SN:20B18338 (100-1000uL); TE-169 SN: 20B16352 (Nitric Acid)

Heavy Metals screening is performed using ICP-MS (Inductively Coupled Plasma - Mass Spectrometer) which can screen down to below single digit ppb concentrations for regulated heavy metals. (Methods: SOP.T.30.500 for sample homogenization, SOP.T.30.084.AZ for sample prep by microwave digestion, and SOP.T.40.084.AZ for analysis by ThermoScientific iCAP RQ ICP-MS).

COMMENTS

* Confident Cannabis sample ID: 2502KLAZ0166.0752



* Pesticide TE50206007-001PES

1 - M2: Tebuconazole.

* Volatile Pesticides TE50206007-001VOL

1 - M2: Chlorfenapyr.

* Cannabinoid TE50206007-001POT-RE1

1 - V1 : THCA

* Cannabinoid TE50206007-001POT-RE1A

1 - V1 : THCA

This Kaycha Labs Certification shall not be reproduced, unless in its entirety, without written approval from Kaycha Labs. The results relate only to the material or product analyzed. ND=Not Detected, ppm=Parts Per Million, ppb=Parts Per Billion, RSD=Relative Standard Deviation. Limit of Detection (LOD) and Limit Of Quantitation (LOQ) are terms used to describe the smallest concentration that can be detected and reliably measured by an analytical procedure, respectively. Action Levels are State-determined thresholds based on the action limits published in Table 3.1 of 9 A.A.C. 17 and 9 A.A.C. 18. The Measurement of Uncertainty (MU) error is available from the lab upon request. The "Decision Rule" for pass/fail does not include the MU. Any calculated totals may contain rounding errors. Testing results were obtained according to requirements stated in QMS.100.010.AZ Quality Manual.

Ariel Gonzales

Lab Director

State License #
 0000024LCMD66604568
 ISO 17025 Accreditation # 97164



Signature
 02/11/25