



Certificate of Analysis

PASSED



Harvest/Lot ID: SOH250618
Batch #: SOH250618
Harvest Date: 06/18/25
Manufacturing Date: 06/18/25
Production Method: Indoor
Total Amount: 7 gram
Retail Product Size: 10 gram
Retail Serving Size: 10
Servings: 1











Lab ID: TE50703004-019
Ordered: 07/03/25
Sample Date: 07/03/25
Sample Collection Time: 11:45 AM
Sample Size: 12.13 gram
Completed: 07/08/25

Total Health & Wellness dba True Harvest

4301 W Buckeye Rd.
 Phoenix, AZ, AZ, 85043, US
 License #: 00000100DCWU00857159

SAFETY RESULTS

MISC.

									
Pesticide PASSED	Heavy Metals PASSED	Microbial PASSED	Mycotoxins PASSED	Solvents NOT TESTED	Filtration/Foreign Material NOT TESTED	Water Activity NOT TESTED	Moisture Content NOT TESTED	Vitamin E NOT TESTED	Terpenes TESTED



Cannabinoid

PASSED



Total THC
25.6848%



Total CBD
0.0386%



Total Cannabinoids Q3
31.3100%

	D9-THC	THCA	CBD	CBDA	CBG	CBGA	CBN	D8-THC	THCV	CBDV	CBC
%	0.5070	28.7090	ND	0.0440	0.2190	1.8310	ND	ND	ND	ND	ND
mg/g	5.070	287.090	ND	0.440	2.190	18.310	ND	ND	ND	ND	ND
LOD	0.0001	0.0001	0.0001	0.0010	0.0010	0.0010	0.0010	0.0010	0.0010	0.0010	0.0001
LOQ	0.0010	0.0010	0.0010	0.0010	0.0010	0.0010	0.0010	0.0010	0.0010	0.0010	0.0010
Qualifier	%	%	%	%	%	%	%	%	%	%	%

Analyzed by: 333, 134, 540, 547, 409	Weight: 0.2056g	Extraction date: 07/07/25 05:35:10	Extracted by: 540,333
Analysis Method: SOP.T.30.500, SOP.T.30.031, SOP.T.40.031			
Analytical Batch: TE009698POT			
Instrument Used: TE-004 "Blossom" (Flower)		Batch Date: 07/03/25 18:48:24	
Analyzed Date: 07/07/25 13:55:17			
Dilution: 400			
Reagent: N/A			
Consumables: N/A			
Pipette: N/A			

Full spectrum cannabinoid analysis utilizing High Performance Liquid Chromatography with Photo Diode Array detector (HPLC-PDA) for analysis. (Methods: SOP.T.30.500 for sample homogenization, SOP.T.30.031 for sample prep, SOP.T.40.031 for analysis on Shimadzu LC-20X0 series HPLCs). Potency results for cannabis flower products are reported on an "as received" basis, without moisture correction.

This Kaycha Labs Certification shall not be reproduced, unless in its entirety, without written approval from Kaycha Labs. The results relate only to the material or product analyzed. ND=Not Detected, ppm=Parts Per Million, ppb=Parts Per Billion, RSD=Relative Standard Deviation. Limit of Detection (LOD) and Limit Of Quantitation (LOQ) are terms used to describe the smallest concentration that can be detected and reliably measured by an analytical procedure, respectively. Action Levels are State-determined thresholds based on the action limits published in Table 3.1 of 9 A.A.C. 17 and 9 A.A.C. 18. The Measurement of Uncertainty (MU) error is available from the lab upon request. The "Decision Rule" for pass/fail does not include the MU. Any calculated totals may contain rounding errors. Testing results were obtained according to requirements stated in QMS.100.010.AZ Quality Manual.

Madison Levy
 Lab Director

State License #
 0000024LCMD66604568
 ISO 17025 Accreditation #
 97164



Signature
 07/08/25
Laboratory License #:
 0000024LCMD66604568



Certificate of Analysis

Total Health & Wellness dba True Harvest

4301 W Buckeye Rd.
 Phoenix, AZ, 85043, US
 License #: 00000100DCWU00857159

Sample: TE50703004-019

Batch #: SOH250618
 Harvest/Lot ID: SOH250618

Ordered: 07/03/25
 Sampled: 07/03/25
 Completed: 07/08/25

PASSED



Terpenes

TESTED

ANALYTES	LOD	LOQ	LIMIT	PASS/FAIL	RESULT (%)	(MG/G)	QUALIFIER
TOTAL TERPENES	0	0.002		TESTED	3.5019	35.019	Q3
TERPINOLENE	0	0.002		TESTED	1.3037	13.037	Q3
BETA-MYRCENE	0	0.002		TESTED	0.5621	5.621	Q3
OCIMENE	0	0.002		TESTED	0.3665	3.665	Q3
BETA-CARYOPHYLLENE	0	0.002		TESTED	0.3645	3.645	Q3
LIMONENE	0	0.002		TESTED	0.2799	2.799	Q3
BETA-PINENE	0	0.002		TESTED	0.1504	1.504	Q3
LINALOOL	0	0.002		TESTED	0.1499	1.499	Q3
ALPHA-HUMULENE	0	0.002		TESTED	0.1103	1.103	Q3
ALPHA-PINENE	0	0.002		TESTED	0.0849	0.849	Q3
ALPHA-PHELLANDRENE	0	0.002		TESTED	0.0462	0.462	Q3
ALPHA-TERPINEOL	0	0.002		TESTED	0.0426	0.426	Q3
ALPHA-BISABOLOL	0	0.002		TESTED	0.0409	0.409	Q3
3-CARENE	0	0.002		TESTED	ND	ND	
BORNEOL	0	0.002		TESTED	ND	ND	
CAMPHENE	0	0.002		TESTED	ND	ND	
CAMPHOR	0	0.002		TESTED	ND	ND	
CARYOPHYLLENE OXIDE	0	0.002		TESTED	ND	ND	
CEDROL	0	0.002		TESTED	ND	ND	
EUCALYPTOL	0	0.002		TESTED	ND	ND	
FENCHONE	0	0.002		TESTED	ND	ND	
FENCHYL ALCOHOL	0	0.002		TESTED	ND	ND	
GERANIOL	0	0.002		TESTED	ND	ND	
GERANYL ACETATE	0	0.002		TESTED	ND	ND	
GUAJOL	0	0.002		TESTED	ND	ND	
ISOBORNEOL	0	0.002		TESTED	ND	ND	
ISOPULEGOL	0	0.002		TESTED	ND	ND	
MENTHOL	0	0.002		TESTED	ND	ND	
NEROL	0	0.002		TESTED	ND	ND	
PULEGONE	0	0.002		TESTED	ND	ND	
SABINENE	0	0.002		TESTED	ND	ND	
SABINENE HYDRATE	0	0.002		TESTED	ND	ND	
VALENCENE	0	0.002		TESTED	ND	ND	
ALPHA-CEDRENE	0	0.002		TESTED	ND	ND	
ALPHA-TERPINENE	0	0.002		TESTED	ND	ND	
CIS-NEROLIDOL	0	0.0004		TESTED	ND	ND	
GAMMA-TERPINENE	0	0.002		TESTED	ND	ND	
TRANS-NEROLIDOL	0	0.0006		TESTED	ND	ND	

Analyzed by: 334, 547, 409 Weight: 0.2486g Extraction date: 07/03/25 17:54:11 Extracted by: 334

Analysis Method : SOP.T.30.500, SOP.T.30.064, SOP.T.40.064
 Analytical Batch : TE009693TER
 Instrument Used : TE-096 "MS - Terpenes 1", TE-097 "AS - Terpenes 1", TE-093 "GC - Terpenes 1"
 Analyzed Date : 07/08/25 11:04:00 Batch Date : 07/03/25 16:25:04

Dilution : N/A
 Reagent : 110124.05; 031025.02
 Consumables : 947.162; H109203-1; 8000038072; 05W-051066M; 5051118; 1; 0000399406; GD240003
 Pipette : TE-073 SN:RU31809

Terpenes screening is performed using GC-MS which can detect below single digit ppm concentrations. (Methods: SOP.T.30.500 for sample homogenization, SOP.T.30.064 for sample prep, and SOP.T.40.064 for analysis via ThermoScientific 1310-series GC equipped with an AI 1310-series liquid injection autosampler and detection carried out by ISQ 7000-series mass spectrometer). Terpene results are reported on a wt/wt% basis. Testing result is for informational purposes only and cannot be used to satisfy dispensary testing requirements in R9-17-317.01(A) or labeling requirements in R9-17-317. Nor, can it be used to satisfy marijuana establishment testing requirements in R9-18-311(A) or labeling requirements in R9-18-310 - Q3.

This Kaycha Labs Certification shall not be reproduced, unless in its entirety, without written approval from Kaycha Labs. The results relate only to the material or product analyzed. ND=Not Detected, ppm=Parts Per Million, ppb=Parts Per Billion, RSD=Relative Standard Deviation. Limit of Detection (LOD) and Limit Of Quantitation (LOQ) are terms used to describe the smallest concentration that can be detected and reliably measured by an analytical procedure, respectively. Action Levels are State-determined thresholds based on the action limits published in Table 3.1 of 9 A.A.C. 17 and 9 A.A.C. 18. The Measurement of Uncertainty (MU) error is available from the lab upon request. The "Decision Rule" for pass/fail does not include the MU. Any calculated totals may contain rounding errors. Testing results were obtained according to requirements stated in QMS.100.010.AZ Quality Manual.

Madison Levy

Lab Director

State License #
 0000024LCMD66604568
 ISO 17025 Accreditation #
 97164



Signature
 07/08/25
 Laboratory License #:
 0000024LCMD66604568



Certificate of Analysis

Total Health & Wellness dba True Harvest

4301 W Buckeye Rd.
 Phoenix, AZ, AZ, 85043, US
 License #: 00000100DCWU00857159

Sample: TE50703004-019

Batch #: SOH250618
 Harvest/Lot ID: SOH250618

Ordered: 07/03/25
 Sampled: 07/03/25
 Completed: 07/08/25

PASSED



Pesticide

PASSED

ANALYTES	UNIT	LOD	LOQ	LIMIT	PASS/FAIL	RESULT	QUALIFIER
AVERMECTINS (ABAMECTIN B1A)	ppm	0.017	0.25	0.5	PASS	ND	
ACEPHATE	ppm	0.01	0.2	0.4	PASS	ND	
ACETAMIPRID	ppm	0.005	0.1	0.2	PASS	ND	
ALDICARB	ppm	0.014	0.2	0.4	PASS	ND	
AZOXYSTROBIN	ppm	0.005	0.1	0.2	PASS	ND	
BIFENAZATE	ppm	0.006	0.1	0.2	PASS	ND	
BIFENTHRIN	ppm	0.005	0.1	0.2	PASS	ND	
BOSCALID	ppm	0.005	0.2	0.4	PASS	ND	
CARBARYL	ppm	0.008	0.1	0.2	PASS	ND	
CARBOFURAN	ppm	0.005	0.1	0.2	PASS	ND	
CHLORANTRANILIPROLE	ppm	0.011	0.1	0.2	PASS	ND	
CHLORPYRIFOS	ppm	0.005	0.1	0.2	PASS	ND	
CLOFENTEZINE	ppm	0.01	0.1	0.2	PASS	ND	
CYPERMETHRIN	ppm	0.1	0.5	1	PASS	ND	
DAMINOZIDE	ppm	0.01	0.5	1	PASS	ND	
DIAZINON	ppm	0.006	0.1	0.2	PASS	ND	
DICHLORVOS (DDVP)	ppm	0.001	0.05	0.1	PASS	ND	
DIMETHOATE	ppm	0.006	0.1	0.2	PASS	ND	
ETHOPROPHOS	ppm	0.004	0.1	0.2	PASS	ND	
ETOFENPROX	ppm	0.006	0.2	0.4	PASS	ND	
ETOXAZOLE	ppm	0.004	0.1	0.2	PASS	ND	
FENOXYCARB	ppm	0.005	0.1	0.2	PASS	ND	
FENPYROXIMATE	ppm	0.004	0.2	0.4	PASS	ND	
FIPRONIL	ppm	0.006	0.2	0.4	PASS	ND	
FLONICAMID	ppm	0.009	0.5	1	PASS	ND	
FLUDIOXONIL	ppm	0.006	0.2	0.4	PASS	ND	
HEXYTHIAZOX	ppm	0.005	0.5	1	PASS	ND	
IMAZALIL	ppm	0.011	0.1	0.2	PASS	ND	
IMIDACLOPRID	ppm	0.008	0.2	0.4	PASS	ND	
KRESOXIM-METHYL	ppm	0.007	0.2	0.4	PASS	ND	
MALATHION	ppm	0.007	0.1	0.2	PASS	ND	
METALAXYL	ppm	0.004	0.1	0.2	PASS	ND	
METHIOCARB	ppm	0.004	0.1	0.2	PASS	ND	
METHOMYL	ppm	0.005	0.2	0.4	PASS	ND	
MYCLOBUTANIL	ppm	0.01	0.1	0.2	PASS	ND	
NALED	ppm	0.007	0.25	0.5	PASS	ND	
OXAMYL	ppm	0.008	0.5	1	PASS	ND	
PACLOBUTRAZOL	ppm	0.005	0.2	0.4	PASS	ND	
TOTAL PERMETHRINS	ppm	0.003	0.1	0.2	PASS	ND	
PHOSMET	ppm	0.01	0.1	0.2	PASS	ND	
PIPERONYL BUTOXIDE	ppm	0.005	1	2	PASS	ND	
PRALLETHRIN	ppm	0.013	0.1	0.2	PASS	ND	
PROPICONAZOLE	ppm	0.005	0.2	0.4	PASS	ND	
PROPOXUR	ppm	0.005	0.1	0.2	PASS	ND	
TOTAL PYRETHRINS	ppm	0.001	0.5	1	PASS	ND	
PYRIDABEN	ppm	0.004	0.1	0.2	PASS	ND	
TOTAL SPINOSAD	ppm	0.006	0.1	0.2	PASS	ND	
SPIROMESIFEN	ppm	0.008	0.1	0.2	PASS	ND	
SPIROTETRAMAT	ppm	0.006	0.1	0.2	PASS	ND	
SPIROXAMINE	ppm	0.004	0.2	0.4	PASS	ND	
TEBUCONAZOLE	ppm	0.004	0.2	0.4	PASS	ND	
THIACLOPRID	ppm	0.006	0.1	0.2	PASS	ND	
THIAMETHOXAM	ppm	0.006	0.1	0.2	PASS	ND	

This Kaycha Labs Certification shall not be reproduced, unless in its entirety, without written approval from Kaycha Labs. The results relate only to the material or product analyzed. ND=Not Detected, ppm=Parts Per Million, ppb=Parts Per Billion, RSD=Relative Standard Deviation. Limit of Detection (LOD) and Limit Of Quantitation (LOQ) are terms used to describe the smallest concentration that can be detected and reliably measured by an analytical procedure, respectively. Action Levels are State-determined thresholds based on the action limits published in Table 3.1 of 9 A.A.C. 17 and 9 A.A.C. 18. The Measurement of Uncertainty (MU) error is available from the lab upon request. The "Decision Rule" for pass/fail does not include the MU. Any calculated totals may contain rounding errors. Testing results were obtained according to requirements stated in QMS.100.010.AZ Quality Manual.

Madison Levy

Lab Director

State License #
 0000024LCMD66604568
 ISO 17025 Accreditation #
 97164



Signature
 07/08/25
Laboratory License #:
 0000024LCMD66604568



Certificate of Analysis

Total Health & Wellness dba True Harvest

4301 W Buckeye Rd.
 Phoenix, AZ, AZ, 85043, US
 License #: 00000100DCWU00857159

Sample: TE50703004-019

Batch #: SOH250618
 Harvest/Lot ID: SOH250618

Ordered: 07/03/25
 Sampled: 07/03/25
 Completed: 07/08/25

PASSED



Pesticide

PASSED

ANALYTES	UNIT	LOD	LOQ	LIMIT	PASS/FAIL	RESULT	QUALIFIER
TRIFLOXYSTROBIN	ppm	0.006	0.1	0.2	PASS	ND	
CHLORFENAPYR	ppm	0.027	0.3	1	PASS	ND	
CYFLUTHRIN	ppm	0.015	0.5	1	PASS	ND	

Analyzed by: 410, 432, 152, 409	Weight: 1.0222g	Extraction date: 07/07/25 16:56:35	Extracted by: 410
------------------------------------	--------------------	---------------------------------------	----------------------

Analysis Method : SOP.T.30.500, SOP.T.30.104.AZ, SOP.T.40.104.AZ
 Analytical Batch : TE009680PES
 Instrument Used : TE-262 "MS/MS - Pest/Myco 2", TE-117 UHPLC - Pest/Myco 2
 Analyzed Date : 07/08/25 15:22:51 Batch Date : 07/03/25 14:54:09

Dilution : 50
 Reagent : 051325.R09; 070125.R35; 060425.R20; 070125.R29; 062725.R20; 062725.R19; 061125.R29; 070225.R20
 Consumables : 9479291.162; 8000038072; 031425CH01; 220321-306-D; 1010008456; GD240003
 Pipette : TE-062 SN:20C50491; TE-064 SN:20B27672 (100-1000uL)


Pesticide screening is carried out using LC-MS/MS (Methods: SOP.T.30.500 for sample homogenization, SOP.T.30.104.AZ for sample prep, and SOP.T.40.104.AZ for analysis on ThermoScientific Altis TSQ with Vanquish UHPLC).

Analyzed by: 410, 432, 152, 409	Weight: 1.0222g	Extraction date: 07/07/25 16:56:35	Extracted by: 410
------------------------------------	--------------------	---------------------------------------	----------------------

Analysis Method : SOP.T.30.500, SOP.T.30.104.AZ, SOP.T.40.154.AZ
 Analytical Batch : TE009707VOL
 Instrument Used : TE-117 UHPLC - Pest/Myco 2, TE-262 "MS/MS - Pest/Myco 2" Batch Date : 07/07/25 16:57:12
 Analyzed Date : 07/08/25 13:44:28

Dilution : 50
 Reagent : 051325.R09; 070125.R35; 060425.R20; 070125.R29; 062725.R20; 062725.R19; 061125.R29; 070225.R20
 Consumables : 9479291.162; 8000038072; 031425CH01; 220321-306-D; 1010008456; GD240003
 Pipette : TE-062 SN:20C50491; TE-064 SN:20B27672 (100-1000uL)

Chlorfenapyr and Cyfluthrin analysis using LC-MS/MS. (Methods: SOP.T.30.500 for sample homogenization, SOP.T.30.104.AZ for sample prep, and SOP.T.40.104.AZ for analysis on ThermoScientific Altis TSQ with Vanquish UHPLC)



Microbial

PASSED

ANALYTES	UNIT	LOD	LOQ	LIMIT	PASS/FAIL	RESULT	QUALIFIER
SALMONELLA SPP.		1	1	1	PASS	Not Detected in 1g	
ASPERGILLUS FLAVUS		1	1	0.999	PASS	Not Detected in 1g	
ASPERGILLUS FUMIGATUS		1	1	0.999	PASS	Not Detected in 1g	
ASPERGILLUS NIGER		1	1	0.999	PASS	Not Detected in 1g	
ASPERGILLUS TERREUS		1	1	0.999	PASS	Not Detected in 1g	
ESCHERICHIA COLI (REC)	CFU/g	10	10	100	PASS	<10	

Analyzed by: 409, 547	Weight: .9802g	Extraction date: 07/07/25 12:52:19	Extracted by: 527,331
--------------------------	-------------------	---------------------------------------	--------------------------

Analysis Method : SOP.T.40.056B, SOP.T.40.058.FL, SOP.T.40.208, SOP.T.40.209.AZ
 Analytical Batch : TE009695MIC
 Instrument Used : TE-234 "bioMérieux GENE-UP"
 Analyzed Date : 07/08/25 16:52:57 Batch Date : 07/03/25 17:27:19

Dilution : 10
 Reagent : 053025.08; 031725.12; 070725.R05
 Consumables : 343P3T; 1008855960; 1009817562; 2240626; 121324CH01; 1009015070; 1010008456
 Pipette : TE-075 SN:RU31709; TE-053 SN:20E78952; TE-057 SN:21D58688; TE-058 SN:20C35427; TE-066 SN:20D56970; TE-069 SN:21B23920; TE-109 SN:20B18330; TE-256 Dispensette S Bottle Top Dispenser SN:20G36073; TE-258

Microbiological screening for bacterial and fungal identification via Polymerase Chain Reaction (PCR) methods consisting of sample DNA amplified via tandem PCR as a crude lysate without purification. (Methods: SOP.T.40.058.AZ for sample prep and screening for Salmonella and Aspergillus sp. via BioMérieux GENE-UP RT-PCR and SOP.T.40.209.AZ for quantitative plating of E. coli on 3M Rapid E. coli Petrifilm.

This Kaycha Labs Certification shall not be reproduced, unless in its entirety, without written approval from Kaycha Labs. The results relate only to the material or product analyzed. ND=Not Detected, ppm=Parts Per Million, ppb=Parts Per Billion, RSD=Relative Standard Deviation. Limit of Detection (LOD) and Limit Of Quantitation (LOQ) are terms used to describe the smallest concentration that can be detected and reliably measured by an analytical procedure, respectively. Action Levels are State-determined thresholds based on the action limits published in Table 3.1 of 9 A.A.C. 17 and 9 A.A.C. 18. The Measurement of Uncertainty (MU) error is available from the lab upon request. The "Decision Rule" for pass/fail does not include the MU. Any calculated totals may contain rounding errors. Testing results were obtained according to requirements stated in QMS.100.010.AZ Quality Manual.

Madison Levy

Lab Director

State License #
 0000024LCMD66604568
 ISO 17025 Accreditation #
 97164



Signature
 07/08/25
 Laboratory License #:
 0000024LCMD66604568



Certificate of Analysis

Total Health & Wellness dba True Harvest

4301 W Buckeye Rd.
 Phoenix, AZ, 85043, US
 License #: 00000100DCWU00857159

Sample: TE50703004-019

Batch #: SOH250618
 Harvest/Lot ID: SOH250618

Ordered: 07/03/25
 Sampled: 07/03/25
 Completed: 07/08/25

PASSED



Mycotoxins

PASSED

ANALYTES	UNIT	LOD	LOQ	LIMIT	PASS/FAIL	RESULT	QUALIFIER
TOTAL AFLATOXINS	ppb	3.03	10	20	PASS	ND	
AFLATOXIN B1	ppb	3.03	10	20	PASS	ND	
AFLATOXIN B2	ppb	3.03	10	20	PASS	ND	
AFLATOXIN G1	ppb	3.03	10	20	PASS	ND	
AFLATOXIN G2	ppb	3.03	10	20	PASS	ND	
OCHRATOXIN A	ppb	3.03	10	20	PASS	ND	

Analyzed by: 410, 432, 152, 409	Weight: 1.0222g	Extraction date: 07/07/25 16:56:35	Extracted by: 410
------------------------------------	--------------------	---------------------------------------	----------------------

Analysis Method : SOP.T.30.500, SOP.T.30.104.AZ, SOP.T.40.104.AZ
 Analytical Batch : TE009708MYC
 Instrument Used : TE-262 "MS/MS - Pest/Myco 2,TE-117 UHPLC - Pest/Myco 2
 Analyzed Date : 07/08/25 13:50:29
 Batch Date : 07/07/25 16:58:15

Dilution : 50
 Reagent : 051325.R09; 070125.R35; 060425.R20; 070125.R29; 062725.R20; 062725.R19; 061125.R29; 070225.R20
 Consumables : 9479291.162; 8000038072; 031425CH01; 220321-306-D; 1010008456; GD240003
 Pipette : TE-062 SN:20C50491; TE-064 SN:20B27672 (100-1000uL)

Aflatoxins B1, B2, G1, G2, and Ochratoxin A analysis using LC-MS/MS. (Methods: SOP.T.30.500 for sample homogenization, SOP.T.30.104.AZ for sample prep, and SOP.T.40.104.AZ for analysis on ThermoScientific Altis TSQ with Vanquish UHPLC). Total Aflatoxins (sum of Aflatoxins B1, B2, G1, G2) must be <20µg/kg. Ochratoxin must be <20µg/kg.



Heavy Metals

PASSED

ANALYTES	UNIT	LOD	LOQ	LIMIT	PASS/FAIL	RESULT	QUALIFIER
ARSENIC	ppm	0.066	0.2	0.4	PASS	ND	
CADMIUM	ppm	0.066	0.2	0.4	PASS	ND	
LEAD	ppm	0.166	0.5	1	PASS	ND	
MERCURY	ppm	0.0333	0.1	0.2	PASS	ND	

Analyzed by: 398, 547, 409	Weight: 0.2013g	Extraction date: 07/07/25 11:30:53	Extracted by: 445,398
-------------------------------	--------------------	---------------------------------------	--------------------------

Analysis Method : SOP.T.30.500, SOP.T.30.084.AZ, SOP.T.40.084.AZ
 Analytical Batch : TE009702HEA
 Instrument Used : TE-141 "Wolfgang",TE-260 "Ludwig",TE-307 "Ted"
 Analyzed Date : 07/08/25 11:02:21
 Batch Date : 07/07/25 11:28:02

Dilution : 50
 Reagent : 122624.26; 070725.R16; 070125.R31; 070725.R15; 010325.07; 062025.01; 090922.04
 Consumables : 031425CH01; 220321-306-D; 1009944912; GD240003
 Pipette : TE-063 SN:20C50490 (20-200uL); TE-110 SN:20B18338 (100-1000uL); TE-169 SN: 20B16352 (Nitric Acid)

Heavy Metals screening is performed using ICP-MS (Inductively Coupled Plasma - Mass Spectrometer) which can screen down to below single digit ppb concentrations for regulated heavy metals. (Methods: SOP.T.30.500 for sample homogenization, SOP.T.30.084.AZ for sample prep by microwave digestion, and SOP.T.40.084.AZ for analysis by ThermoScientific iCAP RQ ICP-MS).

CONFIDENT CANNABIS QR

* Confident Cannabis sample ID: 2507KLAZ0857.3632



This Kaycha Labs Certification shall not be reproduced, unless in its entirety, without written approval from Kaycha Labs. The results relate only to the material or product analyzed. ND=Not Detected, ppm=Parts Per Million, ppb=Parts Per Billion, RSD=Relative Standard Deviation. Limit of Detection (LOD) and Limit Of Quantitation (LOQ) are terms used to describe the smallest concentration that can be detected and reliably measured by an analytical procedure, respectively. Action Levels are State-determined thresholds based on the action limits published in Table 3.1 of 9 A.A.C. 17 and 9 A.A.C. 18. The Measurement of Uncertainty (MU) error is available from the lab upon request. The "Decision Rule" for pass/fail does not include the MU. Any calculated totals may contain rounding errors. Testing results were obtained according to requirements stated in QMS.100.010.AZ Quality Manual.

Madison Levy
 Lab Director

State License #
 0000024LCMD66604568
 ISO 17025 Accreditation #
 97164



Signature
 07/08/25
Laboratory License #:
 0000024LCMD66604568