



Certificate of Analysis

PASSED













Harvest/Lot ID: WDP251007	Lab ID: TE51027006-008
Batch #: WDP251007	Ordered: 10/27/25
Harvest Date: 10/07/25	Sampled Date: 10/27/25
Manufacturing Date: 10/07/25	Sample Collection Time: 12:00 PM
Production Method: Indoor	Sample Size: 12.92 gram
Total Amount: 7 gram	Completed: 10/30/25

Total Health & Wellness dba True Harvest
 License # : 00000100DCWU00857159

SAFETY RESULTS

MISC.

 Pesticide PASSED	 Heavy Metals PASSED	 Microbial PASSED	 Mycotoxins PASSED	 Solvents NOT TESTED	 Filtr/Foreign Material NOT TESTED	 Water Activity NOT TESTED	 Moisture Content NOT TESTED	 Vitamin E NOT TESTED	 Terpenes TESTED
---	--	---	--	--	--	---	--	---	--

 **Cannabinoid** **PASSED**

 Total THC 23.09%	 Total CBD 0.04473%	 Total Cannabinoids ^{Q3} 27.01%
---	---	--


	D9-THC	THCA	CBD	CBDA	CBG	CBGA	CBN	D8-THC	THCV	CBDV	CBC
%	0.7660	25.45	ND	0.05100	0.1050	0.6300	ND	ND	ND	ND	ND
mg/g	7.660	254.5	ND	0.5100	1.050	6.300	ND	ND	ND	ND	ND
LOD	0.0001	0.0001	0.0001	0.001	0.001	0.001	0.001	0.001	0.001	0.001	0.0001
LOQ	0.0001	0.001	0.001	0.001	0.001	0.001	0.001	0.001	0.001	0.001	0.001
Qualifier	%	%	%	%	%	%	%	%	%	%	%

Analyzed by: 333, 540, 359, 272 **Weight:** 0.2033g **Extraction date:** 10/28/25 12:18:32 **Extracted by:** 333,410

Analysis Method : SOP.T.30.500, SOP.T.30.031, SOP.T.40.031
Analytical Batch : TE011193POT
Instrument Used : TE-004 "Blossom" (Flower) **Batch Date :** 10/28/25 09:43:58
Analyzed Date : 10/30/25 12:01:28

Dilution : 400
Reagent : 100625.R19; 102125.R16; 010825.R24; 091725.R11
Consumables : 947.162; 8000038072; 20240202; 030125CH01; 1010183912; 1; 1010243878; 291081312; 04402004; GD240003
Pipette : TE-059 SN:20A04528 (20-200uL); TE-064 SN:20B27672 (100-1000uL); TE-164 SN: 21H24198 (Isopropanol)

Full spectrum cannabinoid analysis utilizing High Performance Liquid Chromatography with Photo Diode Array detector (HPLC-PDA) for analysis. (Methods: SOP.T.30.500 for sample homogenization, SOP.T.30.031 for sample prep, SOP.T.40.031 for analysis on Shimadzu LC-20X0 series HPLCs). Potency results for cannabis flower products are reported on an "as received" basis, without moisture correction.

 **Terpenes** **TESTED**

ANALYTES	LOD	LOQ	LIMIT	PASS/FAIL	RESULT (%)	(MG/G)	QUALIFIER
TOTAL TERPENES	0	0.002		TESTED	1.393	13.93	Q3

This Kaycha Labs Certification shall not be reproduced, unless in its entirety, without written approval from Kaycha Labs. The results relate only to the material or product analyzed. ND=Not Detected, ppm=Parts Per Million, ppb=Parts Per Billion, RSD=Relative Standard Deviation. Limit of Detection (LOD) and Limit Of Quantitation (LOQ) are terms used to describe the smallest concentration that can be detected and reliably measured by an analytical procedure, respectively. Action Levels are State-determined thresholds based on the action limits published in Table 3.1 of 9 A.A.C. 17 and 9 A.A.C. 18. The Measurement of Uncertainty (MU) error is available from the lab upon request. The "Decision Rule" for pass/fail does not include the MU. Any calculated totals may contain rounding errors. Testing results were obtained according to requirements stated in QMS.100.010.AZ Quality Manual.

Ariel Casey
 Lab Director
 State License #
 0000024LCMD66604568
 ISO 17025 Accreditation #
 97164

Ariel Casey
 Signature
 10/30/25
 Laboratory License #: 0000024LCMD66604568



Certificate of Analysis

Total Health & Wellness dba True Harvest

License # : 00000100DCWU00857159

Sample: TE51027006-008

Batch #: WDP251007
 Harvest/Lot ID: WDP251007

Ordered: 10/27/25
 Sampled: 10/27/25
 Completed: 10/30/25

PASSED



Terpenes

TESTED

ANALYTES	LOD	LOQ	LIMIT	PASS/FAIL	RESULT (%)	(MG/G)	QUALIFIER
BETA-CARYOPHYLLENE	0	0.002	TESTED	0.4549	4.549	Q3	
BETA-MYRCENE	0	0.002	TESTED	0.2354	2.354	Q3	
LIMONENE	0	0.002	TESTED	0.1618	1.618	Q3	
ALPHA-HUMULENE	0	0.002	TESTED	0.1492	1.492	Q3	
LINALOOL	0	0.002	TESTED	0.1347	1.347	Q3	
TRANS-NEROLIDOL	0	0.0006	TESTED	0.1212	1.212	Q3	
GUAJOL	0	0.002	TESTED	0.07460	0.7460	Q3	
ALPHA-BISABOLOL	0	0.002	TESTED	0.06070	0.6070	Q3	
3-CARENE	0	0.002	TESTED	ND	ND	ND	
BORNEOL	0	0.002	TESTED	ND	ND	ND	
CAMPHENE	0	0.002	TESTED	ND	ND	ND	
CAMPHOR	0	0.002	TESTED	ND	ND	ND	
CARYOPHYLLENE OXIDE	0	0.002	TESTED	ND	ND	ND	
CEDROL	0	0.002	TESTED	ND	ND	ND	
EUCALYPTOL	0	0.002	TESTED	ND	ND	ND	
FENCHONE	0	0.002	TESTED	ND	ND	ND	
FENCHYL ALCOHOL	0	0.002	TESTED	ND	ND	ND	
GERANIOL	0	0.002	TESTED	ND	ND	ND	
GERANYL ACETATE	0	0.002	TESTED	ND	ND	ND	
ISOBORNEOL	0	0.002	TESTED	ND	ND	ND	
ISOPULEGOL	0	0.002	TESTED	ND	ND	ND	
MENTHOL	0	0.002	TESTED	ND	ND	ND	
NEROL	0	0.002	TESTED	ND	ND	ND	
OCIMENE	0	0.002	TESTED	ND	ND	ND	
PULEGONE	0	0.002	TESTED	ND	ND	ND	
SABINENE	0	0.002	TESTED	ND	ND	ND	
SABINENE HYDRATE	0	0.002	TESTED	ND	ND	ND	
TERPINOLENE	0	0.002	TESTED	ND	ND	ND	
VALENCENE	0	0.002	TESTED	ND	ND	ND	
ALPHA-CEDRENE	0	0.002	TESTED	ND	ND	ND	
ALPHA-PHELLANDRENE	0	0.002	TESTED	ND	ND	ND	
ALPHA-PINENE	0	0.002	TESTED	ND	ND	ND	
ALPHA-TERPINENE	0	0.002	TESTED	ND	ND	ND	
ALPHA-TERPINEOL	0	0.002	TESTED	ND	ND	ND	
BETA-PINENE	0	0.002	TESTED	ND	ND	ND	
CIS-NEROLIDOL	0	0.0004	TESTED	ND	ND	ND	
GAMMA-TERPINENE	0	0.002	TESTED	ND	ND	ND	

Analyzed by: 432, 272, 333	Weight: 0.2445g	Extraction date: 10/28/25 17:01:28	Extracted by: 410
--------------------------------------	---------------------------	--	-----------------------------

Analysis Method : SOP.T.30.500, SOP.T.30.064, SOP.T.40.064
Analytical Batch : TE011209TER
Instrument Used : TE-292 "MS - Terpenes 2"
Analyzed Date : 10/30/25 19:54:26
Batch Date : 10/28/25 15:25:51

Dilution : N/A
Reagent : 110124.03; 052725.01
Consumables : 947.162; H109203-1; 8000038072; 4000813; 1; 0000399406; 04402004; GD240003
Pipette : N/A

Terpenes screening is performed using GC-MS which can detect below single digit ppm concentrations. (Methods: SOP.T.30.500 for sample homogenization, SOP.T.30.064 for sample prep, and SOP.T.40.064 for analysis via ThermoScientific 1310-series GC equipped with an AI 1310-series liquid injection autosampler and detection carried out by ISQ 7000-series mass spectrometer). Terpene results are reported on a wt/wt% basis. Testing result is for informational purposes only and cannot be used to satisfy dispensary testing requirements in R9-17-317.01(A) or labeling requirements in R9-17-317. Nor, can it be used to satisfy marijuana establishment testing requirements in R9-18-311(A) or labeling requirements in R9-18-310 - Q3.

This Kaycha Labs Certification shall not be reproduced, unless in its entirety, without written approval from Kaycha Labs. The results relate only to the material or product analyzed. ND=Not Detected, ppm=Parts Per Million, ppb=Parts Per Billion, RSD=Relative Standard Deviation. Limit of Detection (LOD) and Limit Of Quantitation (LOQ) are terms used to describe the smallest concentration that can be detected and reliably measured by an analytical procedure, respectively. Action Levels are State-determined thresholds based on the action limits published in Table 3.1 of 9 A.A.C. 17 and 9 A.A.C. 18. The Measurement of Uncertainty (MU) error is available from the lab upon request. The "Decision Rule" for pass/fail does not include the MU. Any calculated totals may contain rounding errors. Testing results were obtained according to requirements stated in QMS.100.010.AZ Quality Manual.

Ariel Casey
 Lab Director

State License #
 0000024LCMD66604568
 ISO 17025 Accreditation #
 97164



Signature
 10/30/25
Laboratory License #:
 0000024LCMD66604568



Certificate of Analysis

Total Health & Wellness dba True Harvest

License # : 00000100DCWU00857159

Sample: TE51027006-008

Batch #: WDP251007
 Harvest/Lot ID: WDP251007

Ordered: 10/27/25
 Sampled: 10/27/25
 Completed: 10/30/25

PASSED

	Pesticide	PASSED
---	------------------	---------------

ANALYTES	UNIT	LOD	LOQ	LIMIT	PASS/FAIL	RESULT	QUALIFIER
AVERMECTINS (ABAMECTIN B1A)	ppm	0.017	0.25	0.5	PASS	ND	
ACEPHATE	ppm	0.01	0.2	0.4	PASS	ND	
ACETAMIPRID	ppm	0.005	0.1	0.2	PASS	ND	
ALDICARB	ppm	0.014	0.2	0.4	PASS	ND	
AZOXYSTROBIN	ppm	0.005	0.1	0.2	PASS	ND	
BIFENAZATE	ppm	0.006	0.1	0.2	PASS	ND	
BIFENTHRIN	ppm	0.005	0.1	0.2	PASS	ND	
BOSCALID	ppm	0.005	0.2	0.4	PASS	ND	
CARBARYL	ppm	0.008	0.1	0.2	PASS	ND	
CARBOFURAN	ppm	0.005	0.1	0.2	PASS	ND	
CHLORANTRANILIPROLE	ppm	0.011	0.1	0.2	PASS	ND	
CHLORPYRIFOS	ppm	0.005	0.1	0.2	PASS	ND	
CLOFENTEZINE	ppm	0.01	0.1	0.2	PASS	ND	
CYPERMETHRIN	ppm	0.1	0.5	1	PASS	ND	
DAMINOZIDE	ppm	0.01	0.5	1	PASS	ND	
DIAZINON	ppm	0.006	0.1	0.2	PASS	ND	
DICHLORVOS (DDVP)	ppm	0.001	0.05	0.1	PASS	ND	
DIMETHOATE	ppm	0.006	0.1	0.2	PASS	ND	
ETHOPROPHOS	ppm	0.004	0.1	0.2	PASS	ND	
ETOFENPROX	ppm	0.006	0.2	0.4	PASS	ND	
ETOXAZOLE	ppm	0.004	0.1	0.2	PASS	ND	
FENOXYCARB	ppm	0.005	0.1	0.2	PASS	ND	
FENPYROXIMATE	ppm	0.004	0.2	0.4	PASS	ND	
FIPRONIL	ppm	0.006	0.2	0.4	PASS	ND	
FLONICAMID	ppm	0.009	0.5	1	PASS	ND	
FLUDIOXONIL	ppm	0.006	0.2	0.4	PASS	ND	
HEXYTHIAZOX	ppm	0.005	0.5	1	PASS	ND	
IMAZALIL	ppm	0.011	0.1	0.2	PASS	ND	
IMIDACLOPRID	ppm	0.008	0.2	0.4	PASS	ND	
KRESOXIM-METHYL	ppm	0.007	0.2	0.4	PASS	ND	
MALATHION	ppm	0.007	0.1	0.2	PASS	ND	
METALAXYL	ppm	0.004	0.1	0.2	PASS	ND	
METHIOCARB	ppm	0.004	0.1	0.2	PASS	ND	
METHOMYL	ppm	0.005	0.2	0.4	PASS	ND	
MYCLOBUTANIL	ppm	0.01	0.1	0.2	PASS	ND	
NALED	ppm	0.007	0.25	0.5	PASS	ND	
OXAMYL	ppm	0.008	0.5	1	PASS	ND	
PACLOBUTRAZOL	ppm	0.005	0.2	0.4	PASS	ND	
TOTAL PERMETHRINS	ppm	0.003	0.1	0.2	PASS	ND	
PHOSMET	ppm	0.01	0.1	0.2	PASS	ND	
PIPERONYL BUTOXIDE	ppm	0.005	1	2	PASS	ND	
PRALLETHRIN	ppm	0.013	0.1	0.2	PASS	ND	
PROPICONAZOLE	ppm	0.005	0.2	0.4	PASS	ND	
PROPOXUR	ppm	0.005	0.1	0.2	PASS	ND	
TOTAL PYRETHRINS	ppm	0.001	0.5	1	PASS	ND	
PYRIDABEN	ppm	0.004	0.1	0.2	PASS	ND	
TOTAL SPINOSAD	ppm	0.006	0.1	0.2	PASS	ND	
SPIROMESIFEN	ppm	0.008	0.1	0.2	PASS	ND	
SPIROTETRAMAT	ppm	0.006	0.1	0.2	PASS	ND	
SPIROXAMINE	ppm	0.004	0.2	0.4	PASS	ND	
TEBUCONAZOLE	ppm	0.004	0.2	0.4	PASS	ND	
THIACLOPRID	ppm	0.006	0.1	0.2	PASS	ND	
THIAMETHOXAM	ppm	0.006	0.1	0.2	PASS	ND	

This Kaycha Labs Certification shall not be reproduced, unless in its entirety, without written approval from Kaycha Labs. The results relate only to the material or product analyzed. ND=Not Detected, ppm=Parts Per Million, ppb=Parts Per Billion, RSD=Relative Standard Deviation. Limit of Detection (LOD) and Limit Of Quantitation (LOQ) are terms used to describe the smallest concentration that can be detected and reliably measured by an analytical procedure, respectively. Action Levels are State-determined thresholds based on the action limits published in Table 3.1 of 9 A.A.C. 17 and 9 A.A.C. 18. The Measurement of Uncertainty (MU) error is available from the lab upon request. The "Decision Rule" for pass/fail does not include the MU. Any calculated totals may contain rounding errors. Testing results were obtained according to requirements stated in QMS.100.010.AZ Quality Manual.

Ariel Casey
 Lab Director

State License #
 0000024LCMD66604568
 ISO 17025 Accreditation #
 97164



Signature
 10/30/25
Laboratory License #:
 0000024LCMD66604568



Certificate of Analysis

Total Health & Wellness dba True Harvest

License #: 00000100DCWU00857159

Sample: TE51027006-008

Batch #: WDP251007
 Harvest/Lot ID: WDP251007

Ordered: 10/27/25
 Sampled: 10/27/25
 Completed: 10/30/25

PASSED



Pesticide

PASSED

ANALYTES	UNIT	LOD	LOQ	LIMIT	PASS/FAIL	RESULT	QUALIFIER
TRIFLOXYSTROBIN	ppm	0.006	0.1	0.2	PASS	ND	
CHLORFENAPYR	ppm	0.027	0.5	1	PASS	ND	
CYFLUTHRIN	ppm	0.015	0.5	1	PASS	ND	

Analyzed by: 410, 432, 272, 333	Weight: 1.0219g	Extraction date: 10/28/25 12:21:23	Extracted by: 410,333
------------------------------------	--------------------	---------------------------------------	--------------------------

Analysis Method : SOP.T.30.500, SOP.T.30.104.AZ, SOP.T.40.104.AZ
 Analytical Batch : TE011196PES
 Instrument Used : TE-118 "MS/MS Pest/Myco 1",TE-261 "UHPLC - Pest/Myco 1" Batch Date : 10/28/25 10:00:31
 Analyzed Date : 10/29/25 15:59:41

Dilution : 50
 Reagent : 082525.R07; 093025.R10; 082525.R09; 101725.R11; 102225.R26; 102025.R21; 102225.R17
 Consumables : 9479291.246; 8000038072; 030125CH01; 1009015070; 1010263778; GD240003
 Pipette : TE-062 SN:20C50491; TE-064 SN:20B27672 (100-1000uL)

Pesticide screening is carried out using LC-MS/MS (Methods: SOP.T.30.500 for sample homogenization, SOP.T.30.104.AZ for sample prep, and SOP.T.40.104.AZ for analysis on ThermoScientific Altis TSQ with Vanquish UHPLC).

Analyzed by: 410, 432, 272, 333	Weight: 1.0219g	Extraction date: 10/28/25 12:21:23	Extracted by: 410,333
------------------------------------	--------------------	---------------------------------------	--------------------------

Analysis Method : SOP.T.30.500, SOP.T.30.104.AZ, SOP.T.40.154.AZ
 Analytical Batch : TE011212VOL Batch Date : 10/28/25 16:49:57
 Instrument Used : N/A
 Analyzed Date : 10/29/25 16:02:50

Dilution : 50
 Reagent : 082525.R07; 093025.R10; 082525.R09; 101725.R11; 102225.R26; 102025.R21; 102225.R17
 Consumables : 9479291.246; 8000038072; 030125CH01; 1009015070; 1010263778; GD240003
 Pipette : TE-062 SN:20C50491; TE-064 SN:20B27672 (100-1000uL)

Chlorfenapyr and Cyfluthrin analysis using LC-MS/MS. (Methods: SOP.T.30.500 for sample homogenization, SOP.T.30.104.AZ for sample prep, and SOP.T.40.104.AZ for analysis on ThermoScientific Altis TSQ with Vanquish UHPLC)



Microbial

PASSED

ANALYTES	UNIT	LOD	LOQ	LIMIT	PASS/FAIL	RESULT	QUALIFIER
SALMONELLA SPP.					PASS	Not Detected in 1g	
ASPERGILLUS FLAVUS					PASS	Not Detected in 1g	
ASPERGILLUS FUMIGATUS					PASS	Not Detected in 1g	
ASPERGILLUS NIGER					PASS	Not Detected in 1g	
ASPERGILLUS TERREUS					PASS	Not Detected in 1g	
ESCHERICHIA COLI (REC)	CFU/g	10	10	100	PASS	ND	

This Kaycha Labs Certification shall not be reproduced, unless in its entirety, without written approval from Kaycha Labs. The results relate only to the material or product analyzed. ND=Not Detected, ppm=Parts Per Million, ppb=Parts Per Billion, RSD=Relative Standard Deviation. Limit of Detection (LOD) and Limit Of Quantitation (LOQ) are terms used to describe the smallest concentration that can be detected and reliably measured by an analytical procedure, respectively. Action Levels are State-determined thresholds based on the action limits published in Table 3.1 of 9 A.A.C. 17 and 9 A.A.C. 18. The Measurement of Uncertainty (MU) error is available from the lab upon request. The "Decision Rule" for pass/fail does not include the MU. Any calculated totals may contain rounding errors. Testing results were obtained according to requirements stated in QMS.100.010.AZ Quality Manual.

Ariel Casey
 Lab Director

State License #
 0000024LCMD66604568
 ISO 17025 Accreditation #
 97164



Signature
 10/30/25
Laboratory License #:
 0000024LCMD66604568



Certificate of Analysis

Total Health & Wellness dba True Harvest

License # : 00000100DCWU00857159

Sample: TE51027006-008

Batch #: WDP251007
 Harvest/Lot ID: WDP251007

Ordered: 10/27/25
 Sampled: 10/27/25
 Completed: 10/30/25

PASSED

	Microbial	PASSED
---	------------------	---------------

ANALYTES	UNIT	LOD	LOQ	LIMIT	PASS/FAIL	RESULT	QUALIFIER
Analyzed by: 331, 272, 333	Weight: 0.9957g	Extraction date: 10/29/25 17:18:16				Extracted by: 545	
Analysis Method : SOP.T.40.056B, SOP.T.40.058.FL, SOP.T.40.208, SOP.T.40.209.AZ Analytical Batch : TE011184MIC Instrument Used : TE-234 "bioMérieux GENE-UP" Analyzed Date : 10/30/25 11:31:23							
Dilution : 10 Reagent : N/A Consumables : N/A Pipette : N/A							

Microbiological screening for bacterial and fungal identification via Polymerase Chain Reaction (PCR) methods consisting of sample DNA amplified via tandem PCR as a crude lysate without purification. (Methods: SOP.T.40.058.AZ for sample prep and screening for Salmonella and Aspergillus sp. via BioMérieux GENE-UP RT-PCR and SOP.T.40.209.AZ for quantitative plating of E. coli on 3M Rapid E. coli Petrifilm.

	Mycotoxins	PASSED
--	-------------------	---------------

ANALYTES	UNIT	LOD	LOQ	LIMIT	PASS/FAIL	RESULT	QUALIFIER
TOTAL AFLATOXINS	ppb	3.03	10	20	PASS	ND	
AFLATOXIN B1	ppb	3.03	10	20	PASS	ND	
AFLATOXIN B2	ppb	3.03	10	20	PASS	ND	
AFLATOXIN G1	ppb	3.03	10	20	PASS	ND	
AFLATOXIN G2	ppb	3.03	10	20	PASS	ND	
OCHRATOXIN A	ppb	3.03	10	20	PASS	ND	
Analyzed by: 410, 432, 272, 333	Weight: 1.0219g	Extraction date: 10/28/25 12:21:23				Extracted by: 410,333	
Analysis Method : SOP.T.30.500, SOP.T.30.104.AZ, SOP.T.40.104.AZ Analytical Batch : TE011213MYC Instrument Used : N/A Analyzed Date : 10/29/25 16:04:40							
Dilution : 50 Reagent : 082525.R07; 093025.R10; 082525.R09; 101725.R11; 102225.R26; 102025.R21; 102225.R17 Consumables : 9479291.246; 8000038072; 030125CH01; 1009015070; 1010263778; GD240003 Pipette : TE-062 SN:20C50491; TE-064 SN:20B27672 (100-1000uL)							

Aflatoxins B1, B2, G1, G2, and Ochratoxin A analysis using LC-MS/MS. (Methods: SOP.T.30.500 for sample homogenization, SOP.T.30.104.AZ for sample prep, and SOP.T.40.104.AZ for analysis on ThermoScientific Altis TSQ with Vanquish UHPLC). Total Aflatoxins (sum of Aflotoxins B1, B2, G1, G2) must be <20µg/kg. Ochratoxin must be <20µg/kg.

	Heavy Metals	PASSED
---	---------------------	---------------

ANALYTES	UNIT	LOD	LOQ	LIMIT	PASS/FAIL	RESULT	QUALIFIER
ARSENIC	ppm	0.066	0.2	0.4	PASS	ND	
CADMIUM	ppm	0.066	0.2	0.4	PASS	ND	
LEAD	ppm	0.166	0.5	1	PASS	ND	
MERCURY	ppm	0.0333	0.1	0.2	PASS	ND	

This Kaycha Labs Certification shall not be reproduced, unless in its entirety, without written approval from Kaycha Labs. The results relate only to the material or product analyzed. ND=Not Detected, ppm=Parts Per Million, ppb=Parts Per Billion, RSD=Relative Standard Deviation. Limit of Detection (LOD) and Limit Of Quantitation (LOQ) are terms used to describe the smallest concentration that can be detected and reliably measured by an analytical procedure, respectively. Action Levels are State-determined thresholds based on the action limits published in Table 3.1 of 9 A.A.C. 17 and 9 A.A.C. 18. The Measurement of Uncertainty (MU) error is available from the lab upon request. The "Decision Rule" for pass/fail does not include the MU. Any calculated totals may contain rounding errors. Testing results were obtained according to requirements stated in QMS.100.010.AZ Quality Manual.

Ariel Casey
 Lab Director

State License #
 0000024LCMD66604568
 ISO 17025 Accreditation #
 97164



Signature
 10/30/25
Laboratory License #:
 0000024LCMD66604568



1231 W. Warner Road, Suite 105
 Tempe, AZ, 85284, US
 (561) 322-9740

Kaycha Labs

 WDP251007
 Strain: Wedding Pie
 Matrix: Flower
 Classification: Other
 Type: Flower-Cured



Certificate of Analysis

Pages 6 of 6

Total Health & Wellness dba True Harvest

License # : 00000100DCWU00857159

Sample: TE51027006-008

Batch #: WDP251007
 Harvest/Lot ID: WDP251007

Ordered: 10/27/25
 Sampled: 10/27/25
 Completed: 10/30/25

PASSED

	Heavy Metals	PASSED
--	---------------------	---------------

ANALYTES **UNIT** **LOD** **LOQ** **LIMIT** **PASS/FAIL** **RESULT** **QUALIFIER**

Analyzed by: 398, 272, 333	Weight: 0.2g	Extraction date: 10/28/25 14:39:15	Extracted by: 398
-------------------------------	-----------------	---------------------------------------	----------------------

Analysis Method : SOP.T.30.500, SOP.T.30.084.AZ, SOP.T.40.084.AZ
 Analytical Batch : TE011188HEA
 Instrument Used : TE-141 "Wolfgang", TE-260 "Ludwig", TE-307 "Ted" Batch Date : 10/27/25 16:21:46
 Analyzed Date : 10/28/25 17:10:18

Dilution : 50
 Reagent : 122624.28; 101725.R17; 102825.R05; 102725.R13; 010325.10; 092625.01; 090222.04
 Consumables : 030125CH01; 1009015070; 1010243878; GD240003
 Pipette : TE-063 SN:20C50490 (20-200uL); TE-110 SN:20B18338 (100-1000uL); TE-169 SN: 20B16352 (Nitric Acid)

Heavy Metals screening is performed using ICP-MS (Inductively Coupled Plasma - Mass Spectrometer) which can screen down to below single digit ppb concentrations for regulated heavy metals. (Methods: SOP.T.30.500 for sample homogenization, SOP.T.30.084.AZ for sample prep by microwave digestion, and SOP.T.40.084.AZ for analysis by ThermoScientific iCAP RQ ICP-MS).

CONFIDENT CANNABIS QR

* Confident Cannabis sample ID: 2510KLAZ1196.5199

This Kaycha Labs Certification shall not be reproduced, unless in its entirety, without written approval from Kaycha Labs. The results relate only to the material or product analyzed. ND=Not Detected, ppm=Parts Per Million, ppb=Parts Per Billion, RSD=Relative Standard Deviation. Limit of Detection (LOD) and Limit Of Quantitation (LOQ) are terms used to describe the smallest concentration that can be detected and reliably measured by an analytical procedure, respectively. Action Levels are State-determined thresholds based on the action limits published in Table 3.1 of 9 A.A.C. 17 and 9 A.A.C. 18. The Measurement of Uncertainty (MU) error is available from the lab upon request. The "Decision Rule" for pass/fail does not include the MU. Any calculated totals may contain rounding errors. Testing results were obtained according to requirements stated in QMS.100.010.AZ Quality Manual.

Ariel Casey
 Lab Director

State License #
 0000024LCMD66604568
 ISO 17025 Accreditation #
 97164

Signature
 10/30/25
Laboratory License #:
 0000024LCMD66604568